

Tubular & Specialties

 **Buying Guide**

Supply

Drainage

Support

Specialties




www.siouxchief.com

TAKE THE FIELD.






Buying Guide

| | ITEM NO | DESCRIPTION | FINISH | MIN QTY | CASE QTY | LIST PRICE |
|---|---|---|--------|---------|----------|------------|
| Supply Stops - 1/4-Turn - Bar Stock - Straight | | | | | | |
|  | 129-G2X1C | 1/2" PEX F1807 x 3/8" OD Comp., 1/bag | Chrome | 24 | 144 | \$8.02 |
| | 129-G1C1C | 3/8" OD Comp. x 3/8" OD Comp., 1/bag | Chrome | 24 | 144 | \$10.51 |
| | 129-G2C0C | 5/8" OD Comp. x 1/4" OD Comp., 1/bag | Chrome | 24 | 144 | \$9.81 |
| | 129-G2C1C | 5/8" OD Comp. x 3/8" OD Comp., 1/bag | Chrome | 24 | 144 | \$8.11 |
| | 129-G1RETRO | 3/8" female Comp. x 3/8" OD Comp., 1/bag | Chrome | 24 | 144 | \$10.76 |
| | 129-G2X0C | 1/2" PEX F1807 x 1/4" OD Comp., 1/bag | Chrome | 24 | 144 | \$10.01 |
| | 129-G2W0C | 1/2" PEX F1960 x 1/4" OD Comp., 1/bag | Chrome | 24 | 144 | \$12.17 |
| | 129-G2W1C | 1/2" PEX F1960 x 3/8" OD Comp., 1/bag | Chrome | 24 | 144 | \$10.49 |
| | 129-G2V1C | 1/2" CPVC x 3/8" OD Comp., 1/bag | Chrome | 24 | 144 | \$11.20 |
| | 129-G1F1C | 3/8" FIP x 3/8" OD Comp., 1/bag | Chrome | 24 | 144 | \$9.55 |
| | 129-G2F1C | 1/2" FIP x 3/8" OD Comp., 1/bag | Chrome | 24 | 144 | \$9.55 |
| | 129-G2S1C | 1/2" Swt. x 3/8" OD Comp., 1/bag | Chrome | 24 | 144 | \$8.86 |
| Supply Stops - 1/4-Turn - Bar Stock - Angle | | | | | | |
|  | 130-G2C0C | 5/8" OD Comp. x 1/4" OD Comp., 1/bag | Chrome | 24 | 144 | \$10.33 |
| | 130-G2C1C | 5/8" OD Comp. x 3/8" OD Comp., 1/bag | Chrome | 24 | 144 | \$8.27 |
| | 130-G2X0C | 1/2" PEX F1807 x 1/4" OD Comp., 1/bag | Chrome | 24 | 144 | \$10.33 |
| | 130-G2X1C | 1/2" PEX F1807 x 3/8" OD Comp., 1/bag | Chrome | 24 | 144 | \$7.81 |
| | 130-G2W0C | 1/2" PEX F1960 x 1/4" OD Comp., 1/bag | Chrome | 24 | 144 | \$11.80 |
| | 130-G2W1C | 1/2" PEX F1960 x 3/8" OD Comp., 1/bag | Chrome | 24 | 144 | \$10.45 |
| | 130-G2V1C | 1/2" CPVC x 3/8" OD Comp., 1/bag | Chrome | 24 | 144 | \$11.15 |
| | 130-G1F1C | 3/8" FIP x 3/8" OD Comp., 1/bag | Chrome | 24 | 144 | \$9.55 |
| | 130-G2F1C | 1/2" FIP x 3/8" OD Comp., 1/bag | Chrome | 24 | 144 | \$9.55 |
| | 130-G2S1C | 1/2" (5/8" OD) Swt. x 3/8" OD Comp., 1/bag | Chrome | 24 | 144 | \$9.06 |
| | Supply Stops - KwikStop - 1/4-Turn - Forged - Straight | | | | | |
|  | 131-G2C1C01 | 5/8" OD Comp. x 3/8" OD Comp., 1/bag | Chrome | 5 | 30 | \$7.79 |
| | 131-G2C1C04 | 5/8" OD Comp. x 3/8" OD Comp., 1/box | Chrome | 20 | 240 | \$7.79 |
| | 131-G2C1C09 | 5/8" OD Comp. x 3/8" OD Comp. with PEX insert, 1/bag | Chrome | 1 | 50 | \$8.90 |
| | 131-GRETRO01 | 3/8" female Comp. x 3/8" OD Comp., 1/bag | Chrome | 5 | 30 | \$10.55 |
| | 131-G2X0C | 1/2" PEX F1807 x 3/8" OD Comp., 1/bag | Chrome | 5 | 30 | \$7.41 |
| | 131-G2X1C | 1/2" PEX F1807 x 3/8" OD Comp., 1/bag | Chrome | 1 | 50 | \$7.41 |
| | 131-G2X1C01 | 1/2" PEX F1807 x 3/8" OD Comp., 1/bag | Chrome | 5 | 30 | \$7.41 |
| | 131-G2X1C04 | 1/2" PEX F1807 x 3/8" OD Comp., 1/box | Chrome | 5 | 30 | \$7.41 |
| | 131-G2X2M01 | 1/2" PEX F1807 x 1/2" MIP, 1/bag | Chrome | 5 | 30 | \$8.26 |
| | 131-G2X2X01 | 1/2" PEX F1807 x 1/2" PEX F1807, 1/bag | Chrome | 10 | 50 | \$7.62 |
| | 131-G2X2X04 | 1/2" PEX F1807 x 1/2" PEX F1807, 1/box | Chrome | 20 | 240 | \$7.62 |
| | 131-G1Q1C04 | 3/8" PDQ (1/2" OD push-fit) x 3/8" OD Comp., 1/box | Chrome | 1 | 32 | \$9.10 |
| | 131-G2Q1C01 | 1/2" PDQ (5/8" OD push-fit) x 3/8" OD Comp., 1/bag | Chrome | 1 | 32 | \$8.90 |
| | 131-G2Q1C04 | 1/2" PDQ (5/8" OD push-fit) x 3/8" OD Comp., 1/box | Chrome | 1 | 32 | \$8.90 |
| | 131-G2V1C01 | 1/2" CPVC x 3/8" OD Comp., 1/bag | Chrome | 5 | 30 | \$10.76 |
| | 131-G2V1C04 | 1/2" CPVC x 3/8" OD Comp., 1/box | Chrome | 20 | 120 | \$10.76 |
| | 131-G1F1C01 | 3/8" FIP x 3/8" OD Comp., 1/bag | Chrome | 5 | 30 | \$8.26 |
| | 131-G1F1C04 | 3/8" FIP x 3/8" OD Comp., 1/box | Chrome | 20 | 240 | \$8.26 |
| | 131-G2F1C01 | 1/2" FIP x 3/8" OD Comp., 1/bag | Chrome | 5 | 30 | \$7.88 |
| | 131-G2F1C04 | 1/2" FIP x 3/8" OD Comp., 1/box | Chrome | 20 | 240 | \$7.88 |
| | 131-G2F2M01 | 1/2" FIP x 1/2" MIP (7/16" OD), 1/bag | Chrome | 5 | 30 | \$9.16 |
| | 131-G2S1C01 | 1/2" Swt. x 3/8" OD Comp., 1/bag | Chrome | 5 | 30 | \$7.72 |
| | 131-G2S1C04 | 1/2" Swt. x 3/8" OD Comp., 1/box | Chrome | 20 | 240 | \$7.72 |
| | 131-G2S1CE504 | 1/2" Swt. x 3/8" OD Comp. with 5" extension & escutcheon, 1/box | Chrome | 10 | 120 | \$10.98 |


| | ITEM NO | DESCRIPTION | FINISH | MIN QTY | CASE QTY | LIST PRICE |
|---|---|--|--------|---------|----------|------------|
| Supply Stops - KwikStop - 1/4-Turn - Forged - Angle | | | | | | |
|  | 132-G2C0C01 | 5/8" OD Comp. x 1/4" OD Comp., 1/bag | Chrome | 5 | 30 | \$10.16 |
| | 132-G2C0C04 | 5/8" OD Comp. x 1/4" OD Comp., 1/box | Chrome | 20 | 240 | \$10.16 |
| | 132-G2C1C01 | 5/8" OD Comp. x 3/8" OD Comp., 1/bag | Chrome | 5 | 30 | \$8.01 |
| | 132-G2C1C04 | 5/8" OD Comp. x 3/8" OD Comp., 1/box | Chrome | 20 | 240 | \$8.01 |
| | 132-G2C1C09 | 5/8" OD Comp. x 3/8" OD Comp. with PEX insert, 1/bag | Chrome | 10 | 50 | \$8.90 |
| | 132-G2C1CN104 | 5/8" OD Comp. x 3/8" OD Comp. less nut, 1/box | Chrome | 20 | 240 | \$7.62 |
| | 132-G2C2C04 | 5/8" OD Comp. x 1/2" OD Comp., 1/box | Chrome | 20 | 240 | \$12.08 |
| | 132-G2C2M01 | 5/8" OD Comp. x 1/2" MIP (7/16" OD), 1/bag | Chrome | 5 | 30 | \$12.08 |
| | 132-G2X1C01 | 1/2" PEX F1807 x 3/8" OD Comp., 1/bag | Chrome | 1 | 50 | \$7.62 |
| | 132-G2X1C04 | 1/2" PEX F1807 x 3/8" OD Comp., 1/box | Chrome | 5 | 30 | \$7.62 |
| | 132-G1Q1C04 | 3/8" PDQ (1/2" OD push-fit) x 3/8" OD Comp., 1/box | Chrome | 1 | 32 | \$9.10 |
| | 132-G2Q1C01 | 1/2" PDQ (5/8" OD push-fit) x 3/8" OD Comp., 1/bag | Chrome | 5 | 30 | \$8.90 |
| | 132-G2Q1C04 | 1/2" PDQ (5/8" OD push-fit) x 3/8" OD Comp., 1/box | Chrome | 1 | 32 | \$8.90 |
| | 132-G2V1C01 | 1/2" CPVC x 3/8" OD Comp., 1/bag | Chrome | 5 | 30 | \$10.44 |
| | 132-G2V1C04 | 1/2" CPVC x 3/8" OD Comp., 1/box | Chrome | 20 | 120 | \$10.44 |
| | 132-G1F1C01 | 3/8" FIP x 3/8" OD Comp., 1/bag | Chrome | 5 | 30 | \$7.94 |
| | 132-G1F1C04 | 3/8" FIP x 3/8" OD Comp., 1/box | Chrome | 20 | 240 | \$7.94 |
| | 132-G2F0C01 | 1/2" FIP x 1/4" OD Comp., 1/bag | Chrome | 1 | 30 | \$9.85 |
| | 132-G2F1C01 | 1/2" FIP x 3/8" OD Comp., 1/bag | Chrome | 5 | 30 | \$8.90 |
| | 132-G2F1C04 | 1/2" FIP x 3/8" OD Comp., 1/box | Chrome | 20 | 240 | \$8.90 |
| 132-G2F2C04 | 1/2" FIP x 1/2" OD Comp., 1/box | Chrome | 20 | 240 | \$12.71 | |
| 132-G2F2M01 | 1/2" FIP x 1/2" MIP (7/16" OD), 1/bag | Chrome | 5 | 30 | \$12.71 | |
| 132-G2S1C01 | 1/2" Swt. x 3/8" OD Comp., 1/bag | Chrome | 5 | 30 | \$8.44 | |
| 132-G2S1C04 | 1/2" Swt. x 3/8" OD Comp., 1/box | Chrome | 20 | 240 | \$8.44 | |
| 132-G2S1CE504 | 1/2" Swt. x 3/8" OD Comp. with 5" extension & escutcheon, 1/box | Chrome | 10 | 120 | \$10.98 | |
| Supply Stops, Dual - KwikStop - 1/4-Turn - Forged - Angle | | | | | | |
|  | 132-G2C1C0C01 | 5/8" OD Comp. x 3/8" OD Comp. x 1/4" OD Comp., 1/bag | Chrome | 5 | 30 | \$12.39 |
| | 132-G2C1C1C01 | 5/8" OD Comp. x 3/8" OD Comp. x 3/8" OD Comp., 1/bag | Chrome | 5 | 30 | \$11.44 |
| | 132-G2C1C1C04 | 5/8" OD Comp. x 3/8" OD Comp. x 3/8" OD Comp., 1/box | Chrome | 20 | 240 | \$11.44 |
| | 648QGD220A | 1/2" PDQ (5/8" OD push-fit) x 3/8" OD Comp. x 3/8" OD Comp., 1/bag | Chrome | 12 | 12 | \$25.76 |
| | 132-G2F1C0C01 | 1/2" FIP x 3/8" OD Comp. x 1/4" OD Comp., 1/bag | Chrome | 5 | 30 | \$12.08 |
| | 132-G2F1C1C01 | 1/2" FIP x 3/8" OD Comp. x 3/8" OD Comp., 1/bag | Chrome | 5 | 30 | \$12.08 |
| | 132-G2F1C1C04 | 1/2" FIP x 3/8" OD Comp. x 3/8" OD Comp., 1/box | Chrome | 20 | 240 | \$12.08 |
| Supply Stops, Loose Handle - KwikStop - 1/4-Turn - Forged - Angle | | | | | | |
|  | 132-G2C1CLH04 | 5/8" OD Comp. x 3/8" OD Comp., 1/box | Chrome | 20 | 240 | \$12.08 |
| | | | | | | |
| | | | | | | |
| | | | | | | |
| | | | | | | |
| | | | | | | |

Buying Guide

| | ITEM NO | DESCRIPTION | FINISH | MIN QTY | CASE QTY | LIST PRICE |
|---|-----------------|---|-------------|---------|----------|------------|
| Supply Stops - Multi-Turn - Bar Stock - Straight | | | | | | |
|  | 133-G2C1C04 | 5/8" OD Comp. x 3/8" OD Comp., 1/box | Chrome | 1 | 50 | \$9.47 |
| | 133-G2C1CR104 | 5/8" OD Comp. x 3/8" OD Comp., 1/box | Rough Brass | 1 | 50 | \$9.19 |
| | 133-G2X1C04 | 1/2" PEX F1807 x 3/8" OD Comp., 1/box | Chrome | 1 | 50 | \$7.85 |
| | 133-G2V1C04 | 1/2" CPVC x 3/8" OD Comp., 1/box | Chrome | 1 | 50 | \$11.76 |
| | 133-G2V1CR104 | 1/2" CPVC x 3/8" OD Comp., 1/box | Rough Brass | 1 | 50 | \$11.63 |
| | 133-G1F1C04 | 3/8" FIP x 3/8" OD Comp., 1/box | Chrome | 1 | 50 | \$10.04 |
| | 133-G2F1C01 | 1/2" FIP x 3/8" OD Comp., 1/bag | Chrome | 1 | 30 | \$8.94 |
| | 133-G2F1C04 | 1/2" FIP x 3/8" OD Comp., 1/box | Chrome | 1 | 50 | \$8.94 |
| | 133-G2S1C04 | 1/2" Swt. x 3/8" OD Comp., 1/box | Chrome | 1 | 50 | \$9.39 |
| | 133-G2S1CR104 | 1/2" Swt. x 3/8" OD Comp., 1/box | Rough Brass | 1 | 50 | \$9.26 |
| | 133-G2S1CE504 | 1/2" Swt. x 3/8" OD Comp. with 5" extension & escutcheon, 1/box | Chrome | 1 | 50 | \$11.04 |
| Supply Stops - Multi-Turn - Bar Stock - Angle | | | | | | |
|  | 134-G2C0C04 | 5/8" OD Comp. x 1/4" OD Comp., 1/box | Chrome | 1 | 50 | \$9.69 |
| | 134-G2C0CR104 | 5/8" OD Comp. x 1/4" OD Comp., 1/box | Rough Brass | 1 | 50 | \$9.54 |
| | 134-G2C1C04 | 5/8" OD Comp. x 3/8" OD Comp., 1/box | Chrome | 1 | 50 | \$7.96 |
| | 134-G2C1CE504 | 5/8" OD Comp. x 3/8" OD Comp. with 5" extension & escutcheon, 1/box | Chrome | 1 | 50 | \$11.34 |
| | 134-G2C1CR104 | 5/8" OD Comp. x 3/8" OD Comp., 1/box | Rough Brass | 1 | 50 | \$7.82 |
| | 134-G2C2C01 | 5/8" OD Comp. x 1/2" OD Comp., 1/bag | Chrome | 5 | 60 | \$10.80 |
| | 134-G2C2C04 | 5/8" OD Comp. x 1/2" OD Comp., 1/box | Chrome | 1 | 50 | \$10.80 |
| | 134-G2C2M04 | 5/8" OD Comp. x 1/2" MIP (7/16" OD), 1/box | Chrome | 1 | 50 | \$12.39 |
| | 134-G2X1C04 | 1/2" PEX F1807 x 3/8" OD Comp., 1/box | Chrome | 1 | 50 | \$7.08 |
| | 134-G2V1C04 | 1/2" CPVC x 3/8" OD Comp., 1/box | Chrome | 1 | 50 | \$10.18 |
| | 134-G2V1CR104 | 1/2" CPVC x 3/8" OD Comp., 1/box | Rough Brass | 1 | 50 | \$10.04 |
| | 134-G1F1C04 | 3/8" FIP x 3/8" OD Comp., 1/box | Chrome | 1 | 50 | \$9.69 |
| | 134-G2F2C01 | 1/2" FIP x 1/2" OD Comp., 1/bag | Chrome | 5 | 60 | \$15.57 |
| | 134-G2F2C04 | 1/2" FIP x 1/2" OD Comp., 1/box | Chrome | 1 | 50 | \$15.57 |
| | 134-G2F2M04 | 1/2" FIP x 1/2" MIP & (7/16" OD), 1/box | Chrome | 1 | 50 | \$10.80 |
| | 134-G2S1C04 | 1/2" Swt. x 3/8" OD Comp., 1/box | Chrome | 1 | 50 | \$7.72 |
| | 134-G2S1CE504 | 1/2" Swt. x 3/8" OD Comp. with 5" extension & escutcheon, 1/box | Chrome | 1 | 50 | \$11.04 |
| | 134-G2S1CR104 | 1/2" Swt. x 3/8" OD Comp., 1/box | Rough Brass | 1 | 50 | \$7.58 |
| | 134-G2F1C01 | 1/2" FIP x 3/8" OD Comp., 1/bag | Chrome | 1 | 30 | \$8.86 |
| | 134-G2F1C04 | 1/2" FIP x 3/8" OD Comp., 1/box | Chrome | 1 | 50 | \$8.86 |
| | 134-G2S0CR104 | 1/2" Swt. x 1/4" OD Comp., 1/box | Rough Brass | 1 | 50 | \$14.31 |
| Supply Stops, 3-Way - Multi-Turn - Bar Stock - Angle | | | | | | |
|  | 134-G2C1C1C04 | 5/8" OD Comp. x 3/8" OD Comp. x 3/8" OD Comp., 1/box | Chrome | 1 | 30 | \$12.66 |
| | 134-G2C1C1CR104 | 5/8" OD Comp. x 3/8" OD Comp. x 3/8" OD Comp., 1/box | Rough Brass | 1 | 30 | \$12.51 |
| | 134-G2F1C1C04 | 1/2" FIP x 3/8" OD Comp. x 3/8" OD Comp., 1/box | Chrome | 1 | 30 | \$10.16 |
| | 134-G2F1C1CR104 | 1/2" FIP x 3/8" OD Comp. x 3/8" OD Comp., 1/box | Rough Brass | 1 | 30 | \$10.04 |
| | 134-G2S1C1CR104 | 1/2" Swt. x 3/8" OD Comp. x 3/8" OD Comp., 1/box | Rough Brass | 1 | 30 | \$15.57 |
| | | | | | | |
| | | | | | | |

| | ITEM NO | DESCRIPTION | FINISH | MIN QTY | CASE QTY | LIST PRICE |
|---|-------------------|---|-------------|---------|----------|------------|
| Supply Stops, 2-Handle - Multi-Turn - Bar Stock - Straight | | | | | | |
|  | 133-G2C1C1CDHR104 | 5/8" OD Comp. x 3/8" OD Comp. x 3/8" OD Comp., 1/box | Rough Brass | 1 | 50 | \$16.89 |
| | | | | | | |
| | | | | | | |
| | | | | | | |
| | | | | | | |
| Supply Stops, 2-Handle - Multi-Turn - Bar Stock - Angle | | | | | | |
|  | 134-G2C1C0CDHR104 | 5/8" OD Comp. x 3/8" OD Comp. x 1/4" OD Comp., 1/box | Rough Brass | 1 | 50 | \$19.32 |
| | 134-G2C1C1CDH04 | 5/8" OD Comp. x 3/8" OD Comp. x 3/8" OD Comp., 1/box | Chrome | 1 | 50 | \$19.32 |
| | 134-G2C1C1CDHR104 | 5/8" OD Comp. x 3/8" OD Comp. x 3/8" OD Comp., 1/box | Rough Brass | 1 | 50 | \$19.20 |
| | | | | | | |
| | | | | | | |
| Supply Stops, Loose Key - Multi-Turn - Bar Stock - Angle | | | | | | |
|  | 134-G2C1CLK04 | 5/8" OD x 3/8" OD Comp., 1/box | Chrome | 1 | 50 | \$11.47 |
| | 134-G1F1CLK04 | 3/8" FIP x 3/8" OD Comp., 1/box | Chrome | 1 | 50 | \$11.92 |
| | 134-G2F1CLK04 | 1/2" FIP x 3/8" OD Comp., 1/box | Chrome | 1 | 50 | \$11.89 |
| | 134-G2F2CLK04 | 1/2" FIP x 1/2" OD Comp., 1/box | Chrome | 1 | 50 | \$24.99 |
| | 134-G2S1CE5LK04 | 1/2" Swt. x 3/8" OD Comp. with 5" extension & escutcheon, 1/box | Chrome | 1 | 50 | \$15.57 |
| | 134-G2S1CLK04 | 1/2" Swt. x 3/8" OD Comp., 1/box | Chrome | 1 | 50 | \$10.71 |
| Supply Stops, integral slotted - Multi-Turn - Bar Stock - Straight | | | | | | |
|  | 133-GZ2M2FR104 | 1/2" MIP x 1/2" FIP with slotted stem, 1/box | Rough Brass | 1 | 20 | \$11.34 |
| | 133-GZ2S2SR104 | 1/2" FSwt. x 1/2" MSwt. with slotted stem, 1/box | Rough Brass | 1 | 50 | \$8.57 |
| | | | | | | |
| | | | | | | |
| | | | | | | |
| Supply Stops, Add-A-Valve - Compression | | | | | | |
|  | 907-981001 | 3/8" female Comp. x 3/8" OD Comp. x 3/8" OD Comp., 1/bag | Rough Brass | 5 | 60 | \$10.31 |
| | | | | | | |
| | | | | | | |
| | | | | | | |
| | | | | | | |







Buying Guide

| | ITEM NO | DESCRIPTION | FINISH | MIN QTY | CASE QTY | LIST PRICE |
|---|----------------|--|--------------|---------|----------|------------|
| Supply Stops, Add-A-Valve - Ander-Lign | | | | | | |
|  | 909-991001 | 3/8" female Comp. x 3/8" OD Comp. x 3/8" OD Comp., 1/bag | Rough Brass | 5 | 60 | \$8.72 |
| | 909-99100201 | 3/8" female Comp. x 3/8" OD Comp. x 1/4" OD Comp., 1/bag | Rough Brass | 5 | 60 | \$7.89 |
| Supply Tubes - Lav & Sink - Copper | | | | | | |
|  | 283-S04112C00 | 3/8" OD x 12" | Chrome | 25 | 100 | \$3.49 |
| | 283-S04116C00 | 3/8" OD x 16" | Chrome | 25 | 100 | \$4.33 |
| | 283-S04120C00 | 3/8" OD x 20" | Chrome | 25 | 100 | \$5.04 |
| | 283-S04130C50 | 3/8" OD x 30" | Chrome | 25 | 100 | \$8.72 |
| | 283-S04136C50 | 3/8" OD x 36" | Chrome | 25 | 100 | \$9.42 |
| | 283-S04112R100 | 3/8" OD x 12" | Plain Copper | 25 | 100 | \$3.27 |
| | 283-S04120R100 | 3/8" OD x 20" | Plain Copper | 25 | 100 | \$3.74 |
| | 283-S04130R150 | 3/8" OD x 30" | Plain Copper | 25 | 100 | \$7.10 |
| | 283-S04136R100 | 3/8" OD x 36" | Plain Copper | 25 | 100 | \$8.33 |
| Supply Tubes - Lav & Sink - PEX | | | | | | |
|  | 285-S0411200 | 3/8" OD x 12" with nylon ferrule | PEX | 100 | 100 | \$0.93 |
| | 285-S0411500 | 3/8" OD x 15" with nylon ferrule | PEX | 100 | 100 | \$0.99 |
| | 285-S0412000 | 3/8" OD x 20" with nylon ferrule | PEX | 100 | 100 | \$1.12 |
| | 285-S0413000 | 3/8" OD x 30" with nylon ferrule | PEX | 100 | 100 | \$1.54 |
| | 285-S0413600 | 3/8" OD x 36" with nylon ferrule | PEX | 100 | 100 | \$1.76 |
| | | | | | | |
| Supply Tubes - Lav & Sink - Copper - Compression Tube Extension | | | | | | |
|  | 283-S06112R150 | 3/8" OD x 12" compression x tube | Plain Copper | 25 | 100 | \$4.38 |
| | 283-S06120R150 | 3/8" OD x 20" compression x tube | Plain Copper | 25 | 100 | \$6.97 |
| | 283-S06112C50 | 3/8" OD x 12" compression x tube | Chrome | 25 | 100 | \$5.73 |
| | 283-S06120C50 | 3/8" OD x 20" compression x tube | Chrome | 25 | 100 | \$8.09 |
| | | | | | | |
| Supply Tubes - Lav & Sink - Copper - Solder Tube Extension | | | | | | |
|  | 283-S05112R150 | 3/8" OD x 12" male sweat x female sweat | Plain Copper | 50 | 50 | \$2.53 |
| | 283-S05120R150 | 3/8" OD x 20" male sweat x female sweat | Plain Copper | 50 | 50 | \$4.00 |
| | | | | | | |
| | | | | | | |
| | | | | | | |







| | ITEM NO | DESCRIPTION | FINISH | MIN QTY | CASE QTY | LIST PRICE |
|---|--|---|-----------------|---------|----------|------------|
| Supply Tubes - Toilet - Copper | | | | | | |
|  | 283-T24112C00 | 3/8" x 12" with rubber nose cone | Chrome | 25 | 100 | \$3.89 |
| | 283-T24120C00 | 3/8" x 20" with rubber nose cone | Chrome | 25 | 100 | \$6.16 |
| | 283-T25112C00 | 3/8" x 12" with flat washer | Chrome | 25 | 100 | \$3.93 |
| | 283-T25116C00 | 3/8" x 16" with flat washer | Chrome | 25 | 100 | \$4.88 |
| | 283-T25120C00 | 3/8" x 20" with flat washer | Chrome | 25 | 100 | \$5.85 |
| Supply Tubes - Toilet - PEX | | | | | | |
|  | 285-T2411200 | 3/8" OD x 12" with nylon ferrule | PEX | 100 | 100 | \$0.93 |
| | 285-T2412000 | 3/8" OD x 20" with nylon ferrule | PEX | 100 | 100 | \$1.12 |
| | 285-100 | Ferrule, poly 3/8" for PEX riser | - | 100 | 10000 | \$0.13 |
| | | | | | | |
| | | | | | | |
| Supply Tubes - Dishwasher - Elbow | | | | | | |
|  | 637-B23HWP | 3/4" Female hose thread x 3/8" OD Comp., 1/bag | Rough Brass | 5 | 20 | \$6.50 |
| | 637-G23H | 3/4" Female hose thread x 3/8" OD Comp., short radius, heavy-duty hose nut, 1/bag | Rough Brass | 20 | 20 | \$6.50 |
| | 907-27101601 | 3/8" MIP x 3/8" OD Comp. NL, 1/bag | Rough Brass | 5 | 60 | \$3.45 |
| | 907-27101605 | 3/8" MIP x 3/8" OD Comp. NL, 5/bag | Rough Brass | 5 | 20 | \$15.11 |
| | 291-30500 | 3/4" hose washer | - | 12 | 240 | \$0.27 |
| Supply Tubes - Ice Maker - Braided | | | | | | |
|  | 281-072 | Stainless steel connector 1/4" x 1/4" x 72", 1/bag | Stainless Steel | 1 | 12 | \$9.63 |
| | | | | | | |
| | | | | | | |
| | | | | | | |
| | | | | | | |
| Supply Tubes - Ice Maker Kit - PEX | | | | | | |
|  | 289-IMK04 | PEX Quick connect, 1/bag | - | 5 | 5 | \$32.93 |
| | | | | | | |
| | | | | | | |
| | | | | | | |
| | | | | | | |
| Supply Tubes - Ice Maker - LD Polyethylene | | | | | | |
|  | 901-03020W00151 | 1/4" OD x 17/100" ID (1/25" wall), white, 15' coil | White | 10 | 10 | \$2.22 |
| | 901-03020W00251 | 1/4" OD x 17/100" ID (1/25" wall), white, 25' coil | White | 10 | 10 | \$3.71 |
| | 901-03020W00501 | 1/4" OD x 17/100" ID (1/25" wall), white, 50' coil | White | 5 | 5 | \$6.79 |
| | 901-03020W01001 | 1/4" OD x 17/100" ID (1/25" wall), white, 100' | White | 1 | 1 | \$12.35 |
| | 901-03020W01005 | 1/4" OD x 17/100" ID (1/25" wall), white, 100' EZ | White | 1 | 1 | \$12.35 |
| | 901-03020W04005 | 1/4" OD x 17/100" ID (1/25" wall), white, 400' EZ | White | 1 | 1 | \$37.79 |
| | 901-03020W05004 | 1/4" OD x 17/100" ID (1/25" wall), white, 500' reel | White | 1 | 1 | \$47.24 |
| 901-03023W01003 | 1/4" OD x 1/8" ID (1/16" wall), white, 100' EZ | White | 1 | 1 | \$15.30 | |






Buying Guide

| | ITEM NO | DESCRIPTION | FINISH | MIN QTY | CASE QTY | LIST PRICE |
|---|------------------|--|-----------------|---------|----------|------------|
| Supply Tubes - Ice Maker - Saddle Valve | | | | | | |
|  | 997-940201 | Self piercing 1/4" OD Ander-lign, 1/bag | Rough Brass | 5 | 60 | \$7.46 |
| | 997-941001 | Self piercing 3/8" OD Ander-lign, 1/bag | Rough Brass | 5 | 40 | \$7.46 |
| | 997-022590020601 | Drill type x 1/4" OD compression, 1/bag | Rough Brass | 5 | 60 | \$11.66 |
| | | | | | | |
| Supply Tubes - Water Heater/Water Softener - Corrugated SS | | | | | | |
|  | 634-3F3F12 | 3/4" FIP x 3/4" FIP x 12" | Stainless Steel | 5 | 40 | \$10.42 |
| | 634-3F3F18 | 3/4" FIP x 3/4" FIP x 18" | Stainless Steel | 5 | 40 | \$12.44 |
| | 634-3F3F24 | 3/4" FIP x 3/4" FIP x 24" | Stainless Steel | 5 | 40 | \$15.05 |
| | 634-4F3F18 | 1" FIP x 3/4" FIP x 18" | Stainless Steel | 5 | 10 | \$13.25 |
| | 634-4F4F18 | 1" FIP x 1" FIP x 18" | Stainless Steel | 5 | 40 | \$15.92 |
| | 634-3W | 3/4" washer for 634-3F3F / 634-4F3F series | - | 10 | 100 | \$0.59 |
| | 634-4W | 1" washer for 634-4F4F series | - | 10 | 100 | \$0.75 |
| | 634-43W | 1" washer for 634-4F3F series | - | 10 | 100 | \$0.75 |
| Plastic Tubular - P-Traps - Less Adapter | | | | | | |
|  | 230-0105101 | 1-1/4" with poly washer, 1/bag | White | 25 | 25 | \$2.08 |
| | 230-0105201 | 1-1/4" with soft TPV washer, 1/bag | White | 25 | 25 | \$2.08 |
| | 230-0106101 | 1-1/2" with poly washer, 1/bag | White | 50 | 50 | \$2.17 |
| | 230-0106201 | 1-1/2" with soft TPV washer, 1/bag | White | 50 | 50 | \$2.17 |
| | 230-0115101 | 1-1/4" with poly washer, 1/bag | Black | 25 | 25 | \$2.08 |
| | 230-0115201 | 1-1/4" with soft TPV washer, 1/bag | Black | 25 | 25 | \$2.08 |
| Plastic Tubular - P-Traps - With Threaded Adapter | | | | | | |
|  | 230-0206101 | 1-1/2" with PVC trap adapter & poly washers, 1/bag | White | 50 | 50 | \$1.88 |
| | 230-0206201 | 1-1/2" with PVC trap adapter & soft TPV washers, 1/bag | White | 50 | 50 | \$1.88 |
| | 230-0316101 | 1-1/2" with ABS trap adapter & poly washers, 1/bag | Black | 50 | 50 | \$1.88 |
| | 230-0316201 | 1-1/2" with ABS trap adapter & soft washers, 1/bag | Black | 50 | 50 | \$1.88 |
| Plastic Tubular - P-Traps - With Threaded Adapter & Deep Escutcheon | | | | | | |
|  | 230-0226301 | 1-1/2" PVC trap adapter, deep escutcheon & poly washers, 1/bag | Chrome | 25 | 25 | \$14.88 |
| | | | | | | |
| | | | | | | |
| | | | | | | |







| | ITEM NO | DESCRIPTION | FINISH | MIN QTY | CASE QTY | LIST PRICE |
|---|-------------|--|--------|---------|----------|------------|
| Plastic Tubular - P-Traps - With Solvent Weld Adapter | | | | | | |
|  | 230-0406101 | 1-1/2" with PVC solvent weld trap adapter & poly washers, 1/bag | White | 50 | 50 | \$2.86 |
| | 230-0406201 | 1-1/2" with PVC solvent weld trap adapter & soft TPV washers, 1/bag | White | 50 | 50 | \$2.53 |
| | 230-0516150 | 1-1/2" with ABS solvent weld trap adapter & poly washers, 1/bag | Black | 50 | 50 | \$2.60 |
| | | | | | | |
| Plastic Tubular - P-Traps - Reversible - With Threaded Adapter | | | | | | |
|  | 230-0706101 | 1-1/2" with PVC trap adapter & poly washers, 1/bag | White | 50 | 50 | \$2.13 |
| | 230-0706201 | 1-1/2" with PVC trap adapter & soft TPV washers, 1/bag | White | 50 | 50 | \$2.13 |
| | 230-0716101 | 1-1/2" with ABS trap adapter & poly washers, 1/bag | Black | 50 | 50 | \$2.13 |
| | 230-0716201 | 1-1/2" with ABS trap adapter & soft TPV washers, 1/bag | Black | 50 | 50 | \$2.13 |
| | 230-0806101 | 1-1/2" with ABS trap adapter & poly washers, 1/bag | White | 50 | 50 | \$2.46 |
| | 230-0806201 | 1-1/2" with ABS trap adapter & soft TPV washers, 1/bag | White | 50 | 50 | \$2.46 |
| Plastic Tubular - P-Traps - Reversible - With Threaded Adapter & Deep Escutcheon | | | | | | |
|  | 230-0706401 | 1-1/2" with PVC trap adapter, soft TPV washer & deep poly escutcheon | White | 50 | 50 | \$3.03 |
| | | | | | | |
| | | | | | | |
| | | | | | | |
| Plastic Tubular - P-Traps - Repair | | | | | | |
|  | 230-0908101 | 1-1/2" x 1-1/4" with poly washers, 1/bag | White | 12 | 12 | \$9.34 |
| | 230-0918101 | 1-1/2" x 1-1/4" with poly washers, 1/bag | Black | 12 | 12 | \$9.34 |
| | | | | | | |
| Plastic Tubular - S-Traps - Less Adapter | | | | | | |
|  | 230-1005101 | 1-1/4" with poly washers, 1/bag | White | 10 | 10 | \$6.29 |
| | 230-1005201 | 1-1/4" with soft washers, 1/bag | White | 10 | 10 | \$6.60 |
| | 230-1015101 | 1-1/4" with poly washers, 1/bag | Black | 10 | 10 | \$6.29 |
| | 230-106101 | 1-1/2" with poly washers, 1/bag | White | 10 | 10 | \$6.62 |
| Plastic Tubular - S-Traps - With Threaded Adapter | | | | | | |
|  | 230-1106101 | 1-1/2" with PVC trap adapter & poly washers, 1/bag | White | 10 | 10 | \$7.13 |
| | 230-1106201 | 1-1/2" with PVC trap adapter & soft washers, 1/bag | White | 10 | 10 | \$6.95 |
| | 230-1116101 | 1-1/2" with ABS trap adapter & poly washers, 1/bag | Black | 10 | 10 | \$7.06 |
| | | | | | | |
| | | | | | | |






Buying Guide

| | ITEM NO | DESCRIPTION | FINISH | MIN QTY | CASE QTY | LIST PRICE |
|--|---------------|--|--------|---------|----------|------------|
| Plastic Tubular - S-Traps - With Threaded Adapter & Deep Escutcheon | | | | | | |
|  | 230-1106301 | 1-1/2" with PVC trap adapter, deep poly escutcheon & poly washers, 1/bag | White | 10 | 10 | \$8.58 |
| | | | | | | |
| | | | | | | |
| | | | | | | |
| | | | | | | |
| Plastic Tubular - J-Bend | | | | | | |
|  | 230-1505101 | 1-1/4" with poly washers, 1/bag | White | 12 | 12 | \$2.35 |
| | 230-1506101 | 1-1/2" with poly washers, 1/bag | White | 25 | 25 | \$2.35 |
| | 230-1516101 | 1-1/2" with poly washers, 1/bag | Black | 25 | 25 | \$2.35 |
| | | | | | | |
| | | | | | | |
| Plastic Tubular - J-Bend (Sink Trap) | | | | | | |
|  | 230-1606101 | 1-1/2" with poly washers, 1/bag | White | 12 | 12 | \$3.08 |
| | 230-1616101 | 1-1/2" with poly washers, 1/bag | Black | 12 | 12 | \$3.08 |
| | | | | | | |
| | | | | | | |
| | | | | | | |
| Plastic Tubular - Wall Bend | | | | | | |
|  | 230-170507101 | 1-1/4" x 7", 1/bag | White | 25 | 25 | \$1.62 |
| | 230-170607101 | 1-1/2" x 7", 1/bag | White | 25 | 25 | \$1.62 |
| | | | | | | |
| | | | | | | |
| | | | | | | |
| Plastic Tubular - End Outlet - Telescoping All Purpose | | | | | | |
|  | 230-170616101 | 1-1/2" x 16" with poly washers, 1/bag | White | 25 | 25 | \$9.25 |
| | 230-170616201 | 1-1/2" x 16" with soft TPV washers, 1/bag | White | 25 | 25 | \$9.50 |
| | 230-171616101 | 1-1/2" x 16" with poly washers, 1/bag | Black | 25 | 25 | \$9.77 |
| | | | | | | |
| | | | | | | |
| Plastic Tubular - End Outlet - Telescoping All Purpose With Dishwasher Branch | | | | | | |
|  | 230-180616101 | 1-1/2" x 16" with 1/2" dishwasher branch & poly washers, 1/bag | White | 25 | 25 | \$9.71 |
| | 230-180616201 | 1-1/2" x 16" with 1/2" dishwasher branch & soft TPV washers, 1/bag | White | 25 | 25 | \$9.96 |
| | 230-181616101 | 1-1/2" x 16" with 1/2" dishwasher branch & poly washers, 1/bag | Black | 25 | 25 | \$9.73 |
| | 230-190616101 | 1-1/2" x 16" with 3/4" dishwasher branch & poly washers, 1/bag | White | 25 | 25 | \$9.71 |
| | 230-190616201 | 1-1/2" x 16" with 3/4" dishwasher branch & soft TPV washers, 1/bag | White | 25 | 25 | \$9.96 |
| | 230-191616101 | 1-1/2" x 16" with 3/4" dishwasher branch & poly washers, 1/bag | Black | 25 | 25 | \$9.73 |
| | | | | | | |







| | ITEM NO | DESCRIPTION | FINISH | MIN QTY | CASE QTY | LIST PRICE |
|---|---------------|--|--------|---------|----------|------------|
| Plastic Tubular - End Outlet - Telescoping Slip Joint | | | | | | |
|  | 230-200616101 | 1-1/2" x 16" with poly washers, 1/bag | White | 25 | 25 | \$6.83 |
| | 230-200616201 | 1-1/2" x 16" with soft TPV washers, 1/bag | White | 25 | 25 | \$5.22 |
| | 230-201616101 | 1-1/2" x 16" with poly washers, 1/bag | Black | 25 | 25 | \$4.97 |
| | | | | | | |
| Plastic Tubular - End Outlet - Telescoping Slip Joint With Dishwasher Branch | | | | | | |
|  | 230-210616101 | 1-1/2" x 16" with 1/2" dishwasher branch & poly washers, 1/bag | White | 25 | 25 | \$7.34 |
| | 230-210616201 | 1-1/2" x 16" with 1/2" dishwasher branch & soft TPV washers, 1/bag | White | 25 | 25 | \$7.56 |
| | 230-220616101 | 1-1/2" x 16" with 3/4" dishwasher branch & poly washers, 1/bag | White | 10 | 10 | \$7.34 |
| | 230-220616201 | 1-1/2" x 16" with 3/4" dishwasher branch & soft TPV washers, 1/bag | White | 25 | 25 | \$7.56 |
| | | | | | | |
| Plastic Tubular - End Outlet - Telescoping Direct Connect | | | | | | |
|  | 230-230616101 | 1-1/2" x 16" with poly washers, 1/bag | White | 25 | 25 | \$4.97 |
| | 230-230616201 | 1-1/2" x 16" with soft TPV washer, 1/bag | White | 25 | 25 | \$5.22 |
| | 230-231616101 | 1-1/2" x 16" with poly washers, 1/bag | Black | 25 | 25 | \$4.97 |
| | | | | | | |
| Plastic Tubular - End Outlet - Telescoping Direct Connect With Dishwasher Branch | | | | | | |
|  | 230-240616101 | 1-1/2" x 16" with 1/2" dishwasher branch & poly washers, 1/bag | White | 25 | 25 | \$6.35 |
| | 230-240616201 | 1-1/2" x 16" with 1/2" dishwasher branch & soft TPV washers, 1/bag | White | 25 | 25 | \$6.67 |
| | 230-241616101 | 1-1/2" x 16" with 1/2" dishwasher branch & poly washers, 1/bag | Black | 25 | 25 | \$6.35 |
| | 230-250616101 | 1-1/2" x 16" with 3/4" dishwasher branch & poly washers, 1/bag | White | 25 | 25 | \$7.57 |
| | 230-250616201 | 1-1/2" x 16" with 3/4" dishwasher branch & soft TPV washers, 1/bag | White | 25 | 25 | \$6.67 |
| | 230-251616101 | 1-1/2" x 16" with 3/4" dishwasher branch & poly washers, 1/bag | Black | 25 | 25 | \$6.35 |
| | | | | | | |
| Plastic Tubular - End Outlet - Non-Telescoping All Purpose | | | | | | |
|  | 230-2606101 | 1-1/2" x 16" with poly washers, 1/bag | White | 20 | 20 | \$4.98 |
| | 230-261616101 | 1-1/2" x 16" with poly washers, 1/bag | Black | 25 | 25 | \$6.48 |
| | | | | | | |

Buying Guide

| | ITEM NO | DESCRIPTION | FINISH | MIN QTY | CASE QTY | LIST PRICE |
|---|---------------|---|--------|---------|----------|------------|
| Plastic Tubular - End Outlet - Non-Telescoping Slip Joint | | | | | | |
|  | 230-270616101 | 1-1/2" x 16" with poly washers, 1/bag | White | 25 | 25 | \$7.46 |
| | 230-270621101 | 1-1/2" x 21" with poly washers, 1/bag | White | 25 | 25 | \$13.43 |
| | 230-270625101 | 1-1/2" x 25" with poly washers, 1/bag | White | 25 | 25 | \$14.83 |
| | 230-271616101 | 1-1/2" x 16" with poly washers, 1/bag | Black | 25 | 25 | \$7.46 |
| | 230-271616201 | 1-1/2" x 16" with soft TPV washers, 1/bag | Black | 25 | 25 | \$7.83 |
| | 230-271621101 | 1-1/2" x 21" with poly washers, 1/bag | Black | 25 | 25 | \$13.43 |
| | 230-271625101 | 1-1/2" x 25" with poly washers, 1/bag | Black | 25 | 25 | \$14.83 |
| Plastic Tubular - End Outlet - Non-Telescoping Direct Connect | | | | | | |
|  | 230-280616101 | 1-1/2" x 16" with poly washers, 1/bag | White | 25 | 25 | \$7.46 |
| | 230-280616201 | 1-1/2" x 16" with soft TPV washers, 1/bag | White | 25 | 25 | \$7.83 |
| | 230-281616101 | 1-1/2" x 16" with poly washers, 1/bag | Black | 25 | 25 | \$7.46 |
| | | | | | | |
| Plastic Tubular - Center Outlet - All Purpose | | | | | | |
|  | 230-2906101 | 1-1/2" x 16" with poly washers, 1/bag | White | 10 | 10 | \$6.46 |
| | 230-290616201 | 1-1/2" x 16" with soft TPV washers, 1/bag | White | 25 | 25 | \$6.62 |
| | 230-291616101 | 1-1/2" x 16" with poly washers, 1/bag | Black | 25 | 25 | \$5.13 |
| | | | | | | |
| Plastic Tubular - Center Outlet - Slip Joint | | | | | | |
|  | 230-300616101 | 1-1/2" x 16" with poly washers, 1/bag | White | 25 | 25 | \$5.98 |
| | 230-300616201 | 1-1/2" x 16" with soft TPV washers, 1/bag | White | 25 | 25 | \$5.39 |
| | 230-300621101 | 1-1/2" x 21" with poly washers, 1/bag | White | 25 | 25 | \$7.83 |
| | 230-300625101 | 1-1/2" x 25" with poly washers, 1/bag | White | 25 | 25 | \$10.54 |
| | 230-301616101 | 1-1/2" x 16" with poly washers, 1/bag | Black | 25 | 25 | \$5.13 |
| | 230-301621101 | 1-1/2" x 21" with poly washers, 1/bag | Black | 25 | 25 | \$7.83 |
| | 230-301625101 | 1-1/2" x 25" with poly washers, 1/bag | Black | 25 | 25 | \$10.54 |
| Plastic Tubular - Center Outlet - Direct Connect | | | | | | |
|  | 230-310616101 | 1-1/2" x 16" with poly washers, 1/bag | White | 25 | 25 | \$5.13 |
| | 230-310616201 | 1-1/2" x 16" with soft TPV washers, 1/bag | White | 25 | 25 | \$5.39 |
| | 230-311616101 | 1-1/2" x 16" with poly washers, 1/bag | Black | 25 | 25 | \$5.13 |
| | | | | | | |
| Plastic Tubular - Disposer Waste - Telescoping Direct Connect | | | | | | |
|  | 230-320616101 | 1-1/2" x 16" with poly washers & ISE® Gasket, 1/bag | White | 25 | 25 | \$5.13 |
| | 230-320616201 | 1-1/2" x 16" with soft TPV washers & ISE® Gasket, 1/bag | White | 25 | 25 | \$5.39 |
| | 230-321616101 | 1-1/2" x 16" with poly washers & ISE® Gasket, 1/bag | Black | 25 | 25 | \$5.39 |
| | | | | | | |







| | ITEM NO | DESCRIPTION | FINISH | MIN QTY | CASE QTY | LIST PRICE |
|---|-------------------------------------|---|--------|---------|----------|------------|
| Plastic Tubular - Disposer Waste - Non-Telescoping Direct Connect | | | | | | |
|  | 230-330616101 | 1-1/2" x 16" with poly washers & ISE® Gasket, 1/bag | White | 25 | 25 | \$4.33 |
| | 230-331616101 | 1-1/2" x 16" with poly washers & ISE® Gasket, 1/bag | Black | 25 | 25 | \$4.68 |
| | | | | | | |
| | | | | | | |
| | | | | | | |
| Plastic Tubular - Flanged Sink Tailpiece | | | | | | |
|  | 230-40060125 | 1-1/2" x 1" | White | 25 | 25 | \$0.78 |
| | 230-40060450 | 1-1/2" x 4" | White | 50 | 50 | \$1.03 |
| | 230-40060650 | 1-1/2" x 6" | White | 50 | 50 | \$1.05 |
| | 230-40060825 | 1-1/2" x 8" | White | 25 | 25 | \$1.05 |
| | 230-40061225 | 1-1/2" x 12" | White | 25 | 25 | \$1.52 |
| | 230-40160450 | 1-1/2" x 4" | Black | 50 | 50 | \$0.78 |
| | 230-40160650 | 1-1/2" x 6" | Black | 50 | 50 | \$1.19 |
| | 230-40160825 | 1-1/2" x 8" | Black | 25 | 25 | \$1.19 |
| | 230-40161225 | 1-1/2" x 12" | Black | 25 | 25 | \$1.52 |
| Plastic Tubular - Double Flanged Sink Tailpiece | | | | | | |
|  | 230-41061625 | 1-1/2" x 16" | White | 25 | 25 | \$1.82 |
| | 230-41161625 | 1-1/2" x 16" | Black | 25 | 25 | \$1.82 |
| | | | | | | |
| | | | | | | |
| | | | | | | |
| Plastic Tubular - Double Flanged Sink Tailpiece - Slip Joint | | | | | | |
|  | 230-44061625 | 1-1/2" x 16" w/soft washer, 1/bag | White | 25 | 25 | \$1.97 |
| | | | | | | |
| | | | | | | |
| | | | | | | |
| | | | | | | |
| Plastic Tubular - Slip Extension | | | | | | |
|  | 230-450506132 | 1-1/4" x 6" with poly washer, 1/bag | White | 32 | 32 | \$2.18 |
| | 230-450506232 | 1-1/4" x 6" with soft washer, 1/bag | White | 32 | 32 | \$2.77 |
| | 230-450508125 | 1-1/4" x 8" with poly washer, 1/bag | White | 25 | 25 | \$2.79 |
| | 230-450508225 | 1-1/4" x 8" with soft washer, 1/bag | White | 25 | 25 | \$3.22 |
| | 230-450512116 | 1-1/4" x 12" with poly washer, 1/bag | White | 16 | 16 | \$3.06 |
| | 230-450512216 | 1-1/4" x 12" with soft washer, 1/bag | White | 16 | 16 | \$3.23 |
| | 230-450606132 | 1-1/2" x 6" with poly washer, 1/bag | White | 25 | 25 | \$1.80 |
| | 230-450606232 | 1-1/2" x 6" with soft washer, 1/bag | White | 32 | 32 | \$1.98 |
| | 230-450608116 | 1-1/2" x 8" with poly washer, 1/bag | White | 16 | 16 | \$1.95 |
| | 230-450608216 | 1-1/2" x 8" with soft washer, 1/bag | White | 16 | 16 | \$2.04 |
| | 230-450612116 | 1-1/2" x 12" with poly washer, 1/bag | White | 16 | 16 | \$2.13 |
| | 230-450612216 | 1-1/2" x 12" with soft washer, 1/bag | White | 16 | 16 | \$2.24 |
| | 230-451506132 | 1-1/4" x 6" with poly washer, 1/bag | Black | 32 | 32 | \$2.64 |
| | 230-451606132 | 1-1/2" x 6" with poly washer, 1/bag | Black | 32 | 32 | \$1.89 |
| | 230-451608116 | 1-1/2" x 8" with poly washer, 1/bag | Black | 16 | 16 | \$2.06 |
| 230-451608216 | 1-1/2" x 8" with soft washer, 1/bag | Black | 16 | 16 | \$3.22 | |
| 230-451612116 | 1-1/2" x 12", 1/bag | Black | 16 | 16 | \$2.27 | |

Buying Guide

| | ITEM NO | DESCRIPTION | FINISH | MIN QTY | CASE QTY | LIST PRICE |
|---|---------------|---|--------|---------|----------|------------|
| Plastic Tubular - Double Slip Extension | | | | | | |
|  | 230-460516125 | 1-1/4" x 16" with poly washers, 1/bag | White | 25 | 25 | \$3.60 |
| | 230-460516225 | 1-1/4" x 16" with soft TPV washers, 1/bag | White | 25 | 25 | \$3.78 |
| | 230-460616125 | 1-1/2" x 16" with poly washers, 1/bag | White | 25 | 25 | \$2.34 |
| | 230-460616225 | 1-1/2" x 16" with soft TPV washers, 1/bag | White | 25 | 25 | \$2.29 |
| | 230-461516125 | 1-1/4" x 16" with poly washers, 1/bag | Black | 25 | 25 | \$3.60 |
| | 230-461616125 | 1-1/2" x 16" with poly washers, 1/bag | Black | 25 | 25 | \$2.76 |
| | 230-461616225 | 1-1/2" x 16" with soft TPV washers, 1/bag | Black | 25 | 25 | \$3.78 |
| Plastic Tubular - Solvent Weld Extension | | | | | | |
|  | 230-47050650 | 1-1/4" x 6" | White | 50 | 50 | \$2.19 |
| | 230-47050825 | 1-1/4" x 8" | White | 25 | 25 | \$2.24 |
| | 230-47051225 | 1-1/4" x 12" | White | 25 | 25 | \$2.44 |
| | 230-47060825 | 1-1/2" x 8" | White | 25 | 25 | \$2.99 |
| | 230-47061225 | 1-1/2" x 12" | White | 25 | 25 | \$3.00 |
| | 230-47150850 | 1-1/4" x 8" | Black | 50 | 50 | \$2.30 |
| | 230-47160625 | 1-1/2" x 6" | Black | 25 | 25 | \$1.76 |
| | 230-47161225 | 1-1/2" x 12" | Black | 25 | 25 | \$2.77 |
| Plastic Tubular - Double Solvent Weld Extension | | | | | | |
|  | 230-48061625 | 1-1/2" x 16" | White | 25 | 25 | \$4.33 |
| | | | | | | |
| | | | | | | |
| | | | | | | |
| | | | | | | |
| | | | | | | |
| Plastic Tubular - Dishwasher Tailpiece - All Purpose | | | | | | |
|  | 230-57060825 | 1-1/2" x 8" x 1/2" branch with poly washers, 1/bag | White | 25 | 25 | \$4.93 |
| | 230-58060825 | 1-1/2" x 8" x 3/4" branch with poly washers, 1/bag | White | 25 | 25 | \$4.93 |
| | | | | | | |
| | | | | | | |
| | | | | | | |
| Plastic Tubular - Dishwasher Tailpiece - Slip Joint | | | | | | |
|  | 230-53060825 | 1-1/2" x 8" x 1/2" branch with poly washer, 1/bag | White | 25 | 25 | \$2.27 |
| | 230-530608225 | 1-1/2" x 8" x 1/2" branch with soft TPV washer, 1/bag | White | 25 | 25 | \$6.30 |
| | 230-53160825 | 1-1/2" x 8" x 1/2" branch with poly washer, 1/bag | Black | 25 | 25 | \$6.00 |
| | 230-55060825 | 1-1/2" x 8" x 3/4" branch with poly washer, 1/bag | White | 25 | 25 | \$2.27 |
| | 230-55160825 | 1-1/2" x 8" x 3/4" branch with poly washer, 1/bag | Black | 25 | 25 | \$2.76 |
| | | | | | | |
| Plastic Tubular - Dishwasher Tailpiece - Direct Connect | | | | | | |
|  | 230-54160825 | 1-1/2" x 8" x 1/2" branch with poly washer, 1/bag | Black | 25 | 25 | \$2.31 |
| | 230-54060825 | 1-1/2" x 8" x 1/2" branch with poly washer, 1/bag | White | 25 | 25 | \$2.11 |
| | 230-56060825 | 1-1/2" x 8" x 3/4" branch with poly washer, 1/bag | White | 25 | 25 | \$2.11 |
| | 230-56160825 | 1-1/2" x 8" x 3/4" branch with poly washer, 1/bag | Black | 25 | 25 | \$2.95 |
| | | | | | | |





| | ITEM NO | DESCRIPTION | FINISH | MIN QTY | CASE QTY | LIST PRICE |
|---|-----------------------------------|--|--------|---------|----------|------------|
| Plastic Tubular - Waste Arm - Slip Joint | | | | | | |
|  | 230-600607101 | 1-1/2" x 7" with poly washer, 1/bag | White | 25 | 25 | \$2.72 |
| | 230-600609125 | 1-1/2" x 9-1/2" with poly washer, 1/bag | White | 25 | 25 | \$5.65 |
| | 230-600611125 | 1-1/2" x 11-1/2" with poly washer, 1/bag | White | 25 | 25 | \$4.05 |
| | 230-600615125 | 1-1/2" x 15" with poly washer, 1/bag | White | 25 | 25 | \$5.24 |
| | 230-600624125 | 1-1/2" x 24" with poly washer, 1/bag | White | 25 | 25 | \$6.36 |
| | 230-60160725 | 1-1/2" x 7" with poly washer, 1/bag | Black | 25 | 25 | \$2.79 |
| | 230-60160925 | 1-1/2" x 9-1/2" with poly washer, 1/bag | Black | 25 | 25 | \$5.65 |
| | 230-601611125 | 1-1/2" x 11-1/2" with poly washer, 1/bag | Black | 25 | 25 | \$4.15 |
| | 230-601615125 | 1-1/2" x 15" with poly washer, 1/bag | Black | 25 | 25 | \$5.37 |
| Plastic Tubular - Waste Arm - Direct Connect | | | | | | |
|  | 230-61060725 | 1-1/2" x 7" with poly washer, 1/bag | White | 25 | 25 | \$2.61 |
| | 230-61060925 | 1-1/2" x 9-1/2" with poly washer, 1/bag | White | 25 | 25 | \$3.32 |
| | 230-61061225 | 1-1/2" x 11-1/2" with poly washer, 1/bag | White | 25 | 25 | \$4.05 |
| | 230-61061525 | 1-1/2" x 15" with poly washer, 1/bag | White | 25 | 25 | \$5.24 |
| | 230-61160725 | 1-1/2" x 7" with poly washer, 1/bag | Black | 25 | 25 | \$2.61 |
| | 230-61160925 | 1-1/2" x 9-1/2" with poly washer, 1/bag | Black | 25 | 25 | \$2.72 |
| | 230-61161125 | 1-1/2" x 11-1/2" with poly washer, 1/bag | Black | 25 | 25 | \$2.83 |
| | 230-61161525 | 1-1/2" x 15" with poly washer, 1/bag | Black | 25 | 25 | \$5.37 |
| | Plastic Tubular - Coupling | | | | | |
|  | 230-8006125 | 1-1/2" with poly washers, 1/bag | White | 25 | 25 | \$3.02 |
| | 230-8016125 | 1-1/2" with poly washers, 1/bag | Black | 25 | 25 | \$2.44 |
| | | | | | | |
| | | | | | | |
| | | | | | | |
| Plastic Tubular - Elbow (90) | | | | | | |
|  | 230-8206125 | 1-1/2" with poly washers, 1/bag | White | 25 | 25 | \$2.97 |
| | 230-8216125 | 1-1/2" with poly washers, 1/bag | Black | 25 | 25 | \$2.97 |
| | | | | | | |
| | | | | | | |
| | | | | | | |
| Plastic Tubular - Elbow (45) | | | | | | |
|  | 230-8406101 | 1-1/2" with poly washers, 1/bag | White | 25 | 25 | \$3.39 |
| | | | | | | |
| | | | | | | |
| | | | | | | |
| | | | | | | |
| Plastic Tubular - Tee - 3 Way Slip Joint | | | | | | |
|  | 230-8506101 | 1-1/2" with poly washers, 1/bag | White | 25 | 25 | \$4.87 |
| | 230-8516101 | 1-1/2" with poly washers, 1/bag | Black | 25 | 25 | \$2.90 |
| | | | | | | |
| | | | | | | |
| | | | | | | |

Buying Guide

| | ITEM NO | DESCRIPTION | FINISH | MIN QTY | CASE QTY | LIST PRICE |
|---|-------------|---|--------|---------|----------|------------|
| Plastic Tubular - Tee - Center Outlet Slip Joint | | | | | | |
|  | 230-860625 | 1-1/2" with poly washers, 1/bag | White | 25 | 25 | \$2.28 |
| | 230-861625 | 1-1/2" with poly washers, 1/bag | Black | 25 | 25 | \$2.28 |
| | | | | | | |
| | | | | | | |
| | | | | | | |
| Plastic Tubular - Tee - End Outlet Slip Joint | | | | | | |
|  | 230-8706125 | 1-1/2" with poly washers, 1/bag | White | 25 | 25 | \$4.80 |
| | 230-8716125 | 1-1/2" with poly washers, 1/bag | Black | 25 | 25 | \$2.79 |
| | | | | | | |
| | | | | | | |
| | | | | | | |
| Plastic Tubular - Tee - End Outlet Direct Connect | | | | | | |
|  | 230-8806125 | 1-1/2" with poly washers, 1/bag | White | 25 | 25 | \$5.97 |
| | 230-8816125 | 1-1/2" with poly washers, 1/bag | Black | 25 | 25 | \$5.97 |
| | | | | | | |
| | | | | | | |
| | | | | | | |
| Plastic Tubular - Double Offset - Slip Joint | | | | | | |
|  | 230-9006101 | 1-1/2" with poly washers, 1/bag | White | 25 | 25 | \$7.49 |
| | | | | | | |
| | | | | | | |
| | | | | | | |
| | | | | | | |
| Plastic Tubular - Threaded Trap Adapter | | | | | | |
|  | 230-9506101 | PVC 1-1/2" Sch. 40 hub with nut & washer, 1/bag | White | 25 | 25 | \$1.54 |
| | 230-9516101 | ABS 1-1/2" Sch. 40 hub with nut & washer, 1/bag | Black | 25 | 25 | \$2.54 |
| | | | | | | |
| | | | | | | |
| | | | | | | |
| Plastic Tubular - Flex-Correct - J-Bend | | | | | | |
|  | 231-1506101 | 1-1/2" or 1-1/4" with poly washers, 1/bag | White | 25 | 25 | \$9.85 |
| | | | | | | |
| | | | | | | |
| | | | | | | |
| | | | | | | |

| | ITEM NO | DESCRIPTION | FINISH | MIN QTY | CASE QTY | LIST PRICE |
|---|-------------|---------------------------------|--------|---------|----------|------------|
| Plastic Tubular - Flex-Correct - Flanged Tailpiece | | | | | | |
|  | 231-4006101 | 1-1/2", 1/bag | White | 15 | 15 | \$6.24 |
| | | | | | | |
| | | | | | | |
| | | | | | | |
| | | | | | | |
| Plastic Tubular - Flex-Correct - Slip Extension | | | | | | |
|  | 231-4505101 | 1-1/4" with poly washer, 1/bag | White | 15 | 15 | \$8.78 |
| | 231-4506101 | 1-1/2" with poly washer, 1/bag | White | 15 | 15 | \$8.78 |
| | | | | | | |
| | | | | | | |
| | | | | | | |
| Plastic Tubular - Flex-Correct - Coupling | | | | | | |
|  | 231-4606101 | 1-1/2" with poly washers, 1/bag | White | 25 | 25 | \$9.85 |
| | | | | | | |
| | | | | | | |
| | | | | | | |
| | | | | | | |
| Plastic Tubular - Nuts & Washers - Plastic Slip Nut | | | | | | |
|  | 988-5000 | 1-1/4" | White | 100 | 1000 | \$0.26 |
| | 988-5100 | 1-1/4" | Black | 100 | 1000 | \$0.29 |
| | 988-6 | 1-1/2" | White | 100 | 1000 | \$0.26 |
| | 988-6100 | 1-1/2" | Black | 100 | 1000 | \$0.29 |
| | | | | | | |
| Plastic Tubular - Nuts & Washers - Flanged Tailpiece Washer | | | | | | |
|  | 991-6 | 1-1/2" polyethylene | - | 100 | 1000 | \$0.15 |
| | 991-6S | 1-1/2" red, soft TPV | - | 100 | 1000 | \$0.26 |
| | | | | | | |
| | | | | | | |
| | | | | | | |
| Plastic Tubular - Nuts & Washers - Beveled Slip Joint Washer | | | | | | |
|  | 996-500 | 1-1/4" polyethylene | - | 100 | 1000 | \$0.11 |
| | 996-6 | 1-1/2" polyethylene | - | 100 | 1000 | \$0.11 |
| | 996-8 | 1-1/2" x 1-1/4" polyethylene | - | 100 | 1000 | \$0.11 |
| | 996-5S | 1-1/4" red, soft TPV | - | 100 | 1000 | \$0.21 |
| | 996-6S | 1-1/2" red, soft TPV | - | 100 | 1000 | \$0.17 |
| | 996-8S | 1-1/2" x 1-1/4" red, soft TPV | - | 100 | 1000 | \$0.21 |







Buying Guide

| | ITEM NO | DESCRIPTION | FINISH | MIN QTY | CASE QTY | LIST PRICE |
|---|---------------------|---|-------------|---------|----------|------------|
| Metal Tubular - P-Traps - With Shallow Escutcheon | | | | | | |
|  | 240-0151C04 | 1-1/4" 22ga, 1/box | Chrome | 1 | 25 | \$17.19 |
| | 240-015212C04 | 1-1/4" with 12" wall tube, 20ga, 1/box | Chrome | 1 | 25 | \$29.42 |
| | 240-0152C04 | 1-1/4", 20ga, 1/box | Chrome | 1 | 25 | \$20.07 |
| | 240-015312C04 | 1-1/4" with 12" wall tube, 17ga, 1/box | Chrome | 1 | 25 | \$31.31 |
| | 240-01531C04 | 1-1/4" with brass nuts, 17ga, 1/box | Chrome | 1 | 25 | \$26.11 |
| | 240-0153C04 | 1-1/4", 17ga, 1/box | Chrome | 1 | 25 | \$21.96 |
| | 240-0161C04 | 1-1/2", 22ga, 1/box | Chrome | 1 | 25 | \$18.25 |
| | 240-0161R104 | 1-1/2", 22ga, 1/box | Rough Brass | 1 | 25 | \$18.08 |
| | 240-016215C04 | 1-1/2" with 12" wall tube, 20ga, 1/box | Chrome | 1 | 25 | \$32.82 |
| | 240-01621C04 | 1-1/2" with brass nuts, 20ga, 1/box | Chrome | 1 | 25 | \$27.94 |
| | 240-0162C04 | 1-1/2", 20ga, 1/box | Chrome | 1 | 25 | \$23.47 |
| | 240-0162R104 | 1-1/2", 20ga, 1/box | Rough Brass | 1 | 25 | \$18.80 |
| | 240-0163121C04 | 1-1/2" with 12" wall tube & brass nuts, 17ga, 1/box | Chrome | 1 | 25 | \$39.01 |
| | 240-016312C04 | 1-1/2" with 12" wall tube, 17ga, 1/box | Chrome | 1 | 25 | \$34.79 |
| | 240-01631C04 | 1-1/2" with brass nuts, 17ga, 1/box | Chrome | 1 | 25 | \$29.63 |
| | 240-0163C04 | 1-1/2", 17ga, 1/box | Chrome | 1 | 25 | \$25.26 |
| 240-0163R104 | 1-1/2", 17ga, 1/box | Rough Brass | 1 | 25 | \$22.18 | |
| Metal Tubular - P-Traps - Low-Inlet With Shallow Escutcheon | | | | | | |
|  | 240-01539C04 | 1-1/4" low inlet, 17ga, 1/box | Chrome | 1 | 25 | \$26.74 |
| | 240-01639C04 | 1-1/2" low inlet, 17ga 1/box | Chrome | 1 | 25 | \$30.56 |
| Metal Tubular - P-Traps - Choke Neck | | | | | | |
|  | 240-01831C04 | 1-1/2" X 1-1/4" with brass nuts, 17ga, 1/box | Chrome | 1 | 25 | \$30.31 |
| | 240-0183C04 | 1-1/2" X 1-1/4", 17ga, 1/box | Chrome | 1 | 25 | \$26.09 |
| Metal Tubular - P-Traps - With Deep Bell Escutcheon | | | | | | |
|  | 240-0252C04 | 1-1/4", 20ga, 1/box | Chrome | 1 | 25 | \$16.94 |
| | 240-025315C04 | 1-1/4" with 12" wall tube, 17ga, 1/box | Chrome | 1 | 25 | \$33.31 |
| | 240-02531C04 | 1-1/4" with brass nuts, 17ga, 1/box | Chrome | 1 | 25 | \$22.18 |
| | 240-0253C04 | 1-1/4", 17ga, 1/box | Chrome | 1 | 25 | \$24.96 |
| | 240-0261C04 | 1-1/2", 22ga, 1/box | Chrome | 1 | 25 | \$23.42 |
| | 240-0262C04 | 1-1/2", 20ga, 1/box | Chrome | 1 | 25 | \$26.24 |
| | 240-026312C04 | 1-1/2" with 12" wall tube, 17ga, 1/box | Chrome | 1 | 25 | \$36.31 |
| | 240-02631C04 | 1-1/2" with brass nuts, 17ga, 1/box | Chrome | 1 | 25 | \$25.44 |
| 240-0263C04 | 1-1/2", 17ga, 1/box | Chrome | 1 | 25 | \$27.26 | |





| | ITEM NO | DESCRIPTION | FINISH | MIN QTY | CASE QTY | LIST PRICE |
|---|---|--|-------------|---------|----------|------------|
| Metal Tubular - P-Traps - With Deep Box Escutcheon | | | | | | |
|  | 240-03531C04 | 1-1/4" with brass nuts, 17ga, 1/box | Chrome | 1 | 25 | \$26.99 |
| | 240-0353C04 | 1-1/4", 17ga, 1/box | Chrome | 1 | 25 | \$24.96 |
| | 240-03631C04 | 1-1/2" with brass nuts, 17ga, 1/box | Chrome | 1 | 25 | \$31.48 |
| | 240-0363C04 | 1-1/2", 17ga, 1/box | Chrome | 1 | 25 | \$27.26 |
| | | | | | | |
| Metal Tubular - P-Traps - With Cleanout & Shallow Escutcheon | | | | | | |
|  | 240-0452C04 | 1-1/4", 20ga, 1/box | Chrome | 1 | 25 | \$22.94 |
| | 240-0453C04 | 1-1/4", 17ga, 1/box | Chrome | 1 | 25 | \$28.90 |
| | 240-0454C04 | 1-1/4" with cast body, 17ga, 1/box | Chrome | 1 | 25 | \$34.90 |
| | 240-04571C04 | 1-1/4" with cast body & brass nuts, 17ga, 1/box | Chrome | 1 | 25 | \$33.38 |
| | 240-0462C04 | 1-1/2", 20ga, 1/box | Chrome | 1 | 25 | \$26.61 |
| | 240-04631C04 | 1-1/2" with brass nuts, 17ga, 1/box | Chrome | 1 | 25 | \$36.55 |
| | 240-0463C04 | 1-1/2", 17ga, 1/box | Chrome | 1 | 25 | \$30.32 |
| | 240-0464C04 | 1-1/2" with cast body, 17ga, 1/box | Chrome | 1 | 25 | \$40.45 |
| | 240-0467C04 | 1-1/2" with cast body & brass nuts, 17ga, 1/box | Chrome | 1 | 25 | \$44.67 |
| 240-0487C04 | 1-1/2" x 1-1/4" with cast body, 17ga, 1/box | Chrome | 1 | 25 | \$40.45 | |
| Metal Tubular - P-Traps - With Cleanout & Deep Bell Escutcheon | | | | | | |
|  | 240-0553C04 | 1-1/4", 17ga, 1/box | Chrome | 1 | 25 | \$30.90 |
| | 240-05541C04 | 1-1/4" with cast body & brass nuts, 17ga, 1/box | Chrome | 1 | 25 | \$34.87 |
| | 240-0554C04 | 1-1/4" with cast body, 17ga, 1/box | Chrome | 1 | 25 | \$34.87 |
| | 240-0563C04 | 1-1/2", 17ga, 1/box | Chrome | 1 | 25 | \$32.32 |
| | 240-0564C04 | 1-1/2" with cast body, 17ga, 1/box | Chrome | 1 | 25 | \$39.16 |
| | | | | | | |
| Metal Tubular - P-Traps - With Cleanout & Deep Box Escutcheon | | | | | | |
|  | 240-05B531C04 | 1-1/4" with brass nuts, 17ga, 1/box | Chrome | 1 | 25 | \$34.54 |
| | 240-05B631C04 | 1-1/2" with brass nuts, 17ga, 1/box | Chrome | 1 | 25 | \$36.54 |
| | | | | | | |
| Metal Tubular - P-Traps - With Ground Joint & Shallow Escutcheon | | | | | | |
|  | 240-06631C04 | 1-1/2", 17ga, 1/box | Chrome | 1 | 25 | \$35.57 |
| | | | | | | |
| | | | | | | |
| | | | | | | |
| Metal Tubular - P-Traps - Regulation Trap | | | | | | |
|  | 240-08648R104 | L.A. trap, 1-1/2" slip joint x 1-1/2" FIP, cast brass, 1/box | Rough Brass | 1 | 5 | \$28.49 |
| | 240-08688R104 | L.A. trap, 1-1/2" slip joint x 1-1/2" sweat, cast brass, 1/box | Rough Brass | 1 | 5 | \$28.73 |
| | 240-08848C04 | L.A. trap, 1-1/4" slip joint x 1-1/2" FIP, cast brass, 1/box | Chrome | 1 | 5 | \$38.56 |
| | 240-08948R104 | L.A. trap, 1-1/2" slip joint x 2" FIP, cast brass, 1/box | Rough Brass | 1 | 5 | \$56.31 |
| | | | | | | |
| | | | | | | |





Buying Guide

| | ITEM NO | DESCRIPTION | FINISH | MIN QTY | CASE QTY | LIST PRICE |
|---|---------------|--|-------------|---------|----------|------------|
| Metal Tubular - P-Traps - Regulation Trap With Cleanout | | | | | | |
|  | 240-09648R104 | L.A. trap, 1-1/2" slip joint x 1-1/2" FIP, cast brass, 1/box | Rough Brass | 1 | 5 | \$32.12 |
| | 240-09847C04 | N.Y. trap, 1-1/4" slip joint x 1-1/2" FIP, cast brass, 1/box | Chrome | 1 | 5 | \$39.28 |
| | 240-09847R104 | N.Y. trap, 1-1/4" slip joint x 1-1/2" FIP, cast brass, 1/box | Rough Brass | 1 | 5 | \$28.57 |
| | 240-09848C04 | L.A. trap, 1-1/4" slip joint x 1-1/2" FIP, cast brass, 1/box | Chrome | 1 | 5 | \$41.82 |
| | 240-09947C04 | N.Y. trap, 1-1/2" slip joint x 2" FIP, cast brass, 1/box | Chrome | 1 | 5 | \$43.04 |
| | 240-09947R104 | N.Y. trap 1-1/2" slip joint x 2" FIP, cast brass, 1/box | Rough Brass | 1 | 5 | \$31.19 |
| | 240-09988R104 | L.A. trap, 1-1/2" slip joint x 2" sweat, cast brass, 1/box | Rough Brass | 1 | 5 | \$58.39 |
| Metal Tubular - P-Traps - Utility Trap | | | | | | |
|  | 240-19875C04 | Milwaukee trap, 1-1/4" slip joint x 1-1/2" MIP, 17ga, 1/box | Chrome | 1 | 25 | \$35.12 |
| | | | | | | |
| | | | | | | |
| | | | | | | |
| | | | | | | |
| Metal Tubular - P-Traps - Utility Trap With Cleanout | | | | | | |
|  | 240-20825C04 | Milwaukee trap, 1-1/4" slip joint x 1-1/2" MIP, 20ga, 1/box | Chrome | 1 | 25 | \$33.11 |
| | 240-20835C04 | Milwaukee trap, 1-1/4" slip joint x 1-1/2" MIP, 17ga, 1/box | Chrome | 1 | 25 | \$37.37 |
| | | | | | | |
| Metal Tubular - P-Traps - Adjustable Sink Trap | | | | | | |
|  | 240-2267C04 | Swivel sink trap, 1-1/2" slip joint x 1-1/2" FIP, 17ga, 1/box | Chrome | 1 | 25 | \$30.07 |
| | 240-22836C04 | Washington swivel sink trap, 1-1/4" slip joint x 1-1/2" FIP, 20ga, 1/box | Chrome | 1 | 25 | \$39.95 |
| | 240-22873C04 | Swivel sink trap, 1-1/4" slip joint x 1-1/2" PVC with cover, 17ga, 1/box | Chrome | 1 | 10 | \$46.39 |
| | 240-2287C04 | L.A. swivel sink trap, 1-1/4" slip joint x 1-1/2" FIP, 17ga, 1/box | Chrome | 1 | 25 | \$32.71 |
| | | | | | | |
| Metal Tubular - P-Traps - Repair Trap | | | | | | |
|  | 240-1052C04 | 1-1/4", 20ga, 1/box | Chrome | 1 | 25 | \$23.58 |
| | 240-1062C04 | 1-1/2", 20ga, 1/box | Chrome | 1 | 25 | \$28.76 |
| | | | | | | |
| Metal Tubular - S-Traps - Standard | | | | | | |
|  | 240-1151C04 | 1-1/4", 22ga, 1/box | Chrome | 1 | 12 | \$27.37 |
| | 240-1152C04 | 1-1/4", 20ga, 1/box | Chrome | 1 | 12 | \$28.09 |
| | 240-1153C04 | 1-1/4", 17ga, 1/box | Chrome | 1 | 12 | \$30.90 |
| | 240-1161C04 | 1-1/2", 22ga, 1/box | Chrome | 1 | 12 | \$30.04 |
| | 240-1162C04 | 1-1/2", 20ga, 1/box | Chrome | 1 | 12 | \$32.82 |
| | 240-1163C04 | 1-1/2", 17ga, 1/box | Chrome | 1 | 12 | \$38.54 |


| | ITEM NO | DESCRIPTION | FINISH | MIN QTY | CASE QTY | LIST PRICE |
|---|--------------|-------------------------------------|--------|---------|----------|------------|
| Metal Tubular - S-Traps - With Deep Bell Escutcheon | | | | | | |
|  | 240-12531C04 | 1-1/4" with brass nuts, 17ga, 1/box | Chrome | 1 | 12 | \$35.39 |
| | 240-12631C04 | 1-1/2" with brass nuts, 17ga, 1/box | Chrome | 1 | 12 | \$41.47 |
| | | | | | | |
| | | | | | | |
| | | | | | | |
| Metal Tubular - S-Traps - With Deep Box Escutcheon | | | | | | |
|  | 240-13531C04 | 1-1/4" with brass nuts, 17ga, 1/box | Chrome | 1 | 12 | \$35.39 |
| | 240-1352C04 | 1-1/4", 20ga, 1/box | Chrome | 1 | 12 | \$28.74 |
| | 240-1353C04 | 1-1/4", 17ga, 1/box | Chrome | 1 | 12 | \$31.55 |
| | 240-1362C04 | 1-1/2", 20ga, 1/box | Chrome | 1 | 12 | \$33.47 |
| | 240-13631C04 | 1-1/2" with brass nuts, 17ga, 1/box | Chrome | 1 | 12 | \$41.47 |
| | | | | | | |
| Metal Tubular - S-Traps - With Cleanout | | | | | | |
|  | 240-1453C04 | 1-1/4", 17ga, 1/box | Chrome | 1 | 12 | \$43.72 |
| | 240-1463C04 | 1-1/2", 17ga, 1/box | Chrome | 1 | 12 | \$49.01 |
| | | | | | | |
| | | | | | | |
| Metal Tubular - S-Traps - Washing Machine Trap | | | | | | |
|  | 240-1861C04 | 1-1/2", 22ga, 1/box | Chrome | 1 | 12 | \$39.16 |
| | | | | | | |
| | | | | | | |
| | | | | | | |
| | | | | | | |
| Metal Tubular - J-Bend (for P and S traps) | | | | | | |
|  | 240-1551C12 | 1-1/4", 22ga, 1/box | Chrome | 1 | 12 | \$10.76 |
| | 240-1552C04 | 1-1/4", 20ga, 1/box | Chrome | 1 | 25 | \$15.13 |
| | 240-1553C04 | 1-1/4", 17ga, 1/box | Chrome | 1 | 25 | \$15.90 |
| | 240-1561C01 | 1-1/2", 22ga, 1/box | Chrome | 1 | 12 | \$14.01 |
| | 240-1562C04 | 1-1/2", 20ga, 1/box | Chrome | 1 | 25 | \$16.59 |
| | 240-1563C04 | 1-1/2", 17ga, 1/box | Chrome | 1 | 25 | \$19.24 |
| Metal Tubular - J-Bend (for S-traps) | | | | | | |
|  | 240-1661C04 | 1-1/2", 22ga, 1/box | Chrome | 1 | 25 | \$10.75 |
| | 240-1662C04 | 1-1/2", 20ga, 1/box | Chrome | 1 | 25 | \$19.17 |
| | 240-1663C04 | 1-1/2", 17ga, 1/box | Chrome | 1 | 25 | \$22.62 |
| | | | | | | |






Buying Guide

| | ITEM NO | DESCRIPTION | FINISH | MIN QTY | CASE QTY | LIST PRICE |
|---|----------------|---|--------|---------|----------|------------|
| Metal Tubular - Low-Inlet J-Bends | | | | | | |
|  | 240-2163C04 | 1-1/2" low-inlet, 17ga, 1/box | Chrome | 1 | 25 | \$17.99 |
| | | | | | | |
| | | | | | | |
| | | | | | | |
| | | | | | | |
| Metal Tubular - Wall Bend | | | | | | |
|  | 240-175107C24 | 1-1/4" x 7", 22ga, 1/bag | Chrome | 1 | 24 | \$8.19 |
| | 240-176107C24 | 1-1/2" x 7", 22ga, 1/bag | Chrome | 1 | 24 | \$9.49 |
| | 240-176212C24 | 1-1/2" x 12", 20ga, 1/bag | Chrome | 1 | 24 | \$17.35 |
| | 240-176307C24 | 1-1/2" x 7", 17ga, 1/bag | Chrome | 1 | 24 | \$14.24 |
| | | | | | | |
| Metal Tubular - End Outlet - Slip Joint | | | | | | |
|  | 240-276116C04 | 1-1/2" X 16", 22ga, 1/box | Chrome | 1 | 25 | \$38.58 |
| | 240-276121C04 | 1-1/2" X 21", 22ga, 1/box | Chrome | 1 | 25 | \$47.56 |
| | 240-276216C04 | 1-1/2" X 16", 20ga, 1/box | Chrome | 1 | 25 | \$41.66 |
| | 240-276221C04 | 1-1/2" X 21", 20ga, 1/box | Chrome | 1 | 25 | \$51.13 |
| | 240-276316C04 | 1-1/2" X 16", 17ga, 1/box | Chrome | 1 | 25 | \$46.33 |
| | 240-276321C04 | 1-1/2" X 21", 17ga, 1/box | Chrome | 1 | 25 | \$54.57 |
| Metal Tubular - End Outlet - Direct Connect | | | | | | |
|  | 240-286116C04 | 1-1/2" X 16", 22ga, 1/box | Chrome | 1 | 25 | \$33.70 |
| | 240-286216C04 | 1-1/2" X 16", 20ga, 1/box | Chrome | 1 | 25 | \$37.23 |
| | 240-2863161C04 | 1-1/2" X 16" with brass nuts, 17ga, 1/box | Chrome | 1 | 25 | \$41.45 |
| | | | | | | |
| Metal Tubular - Center Outlet - Slip Joint | | | | | | |
|  | 240-306116C04 | 1-1/2" X 16", 22ga, 1/box | Chrome | 1 | 25 | \$39.57 |
| | 240-306121C04 | 1-1/2" X 21", 22ga, 1/box | Chrome | 1 | 25 | \$45.61 |
| | 240-306216C04 | 1-1/2" X 16", 20ga, 1/box | Chrome | 1 | 25 | \$46.16 |
| | 240-3062161C04 | 1-1/2" X 21", 20ga, 1/box | Chrome | 1 | 25 | \$51.13 |
| | 240-3063161C04 | 1-1/2" X 16" with brass nuts, 17ga, 1/box | Chrome | 1 | 25 | \$50.57 |
| Metal Tubular - Center Outlet - Direct Connect | | | | | | |
|  | 240-316116C04 | 1-1/2" X 16", 22ga, 1/box | Chrome | 1 | 25 | \$34.88 |
| | 240-316216C04 | 1-1/2" X 16", 20ga, 1/box | Chrome | 1 | 25 | \$38.47 |
| | 240-316316C04 | 1-1/2" X 16", 17ga, 1/box | Chrome | 1 | 25 | \$49.90 |
| | | | | | | |
| | | | | | | |





| | ITEM NO | DESCRIPTION | FINISH | MIN QTY | CASE QTY | LIST PRICE |
|---|----------------|------------------------------------|-------------|---------|----------|------------|
| Metal Tubular - Disposer Waste | | | | | | |
|  | 240-336213C04 | 1-1/2" X 13", 20ga, 1/box | Chrome | 1 | 25 | \$41.72 |
| | 240-336313C04 | 1-1/2" X 13", 17ga, 1/box | Chrome | 1 | 25 | \$49.45 |
| | | | | | | |
| | | | | | | |
| | | | | | | |
| Metal Tubular - Reducing Flanged Sink Tailpiece | | | | | | |
|  | 240-405104C50 | 1-1/2" x 1-1/4" x 4", 22ga, 1/bag | Chrome | 1 | 50 | \$7.99 |
| | 240-405106C50 | 1-1/2" x 1-1/4" x 6", 22ga, 1/bag | Chrome | 1 | 50 | \$8.09 |
| | 240-405108C25 | 1-1/2" x 1-1/4" x 8", 22ga, 1/bag | Chrome | 1 | 25 | \$8.14 |
| | 240-405112C25 | 1-1/2" x 1-1/4" x 12", 22ga, 1/bag | Chrome | 1 | 25 | \$10.88 |
| | | | | | | |
| Metal Tubular - Flanged Sink Tailpiece | | | | | | |
|  | 240-406104C50 | 1-1/2" x 4", 22ga, 1/bag | Chrome | 1 | 50 | \$4.23 |
| | 240-406106C50 | 1-1/2" x 6", 22ga, 1/bag | Chrome | 1 | 50 | \$5.92 |
| | 240-406106R150 | 1-1/2" x 6", 22ga, 1/bag | Rough Brass | 1 | 50 | \$5.36 |
| | 240-406108C25 | 1-1/2" x 8", 22ga, 1/bag | Chrome | 1 | 25 | \$7.06 |
| | 240-406108R125 | 1-1/2" x 8", 22ga, 1/bag | Chrome | 1 | 25 | \$8.24 |
| | 240-406112C25 | 1-1/2" x 12", 22ga, 1/bag | Chrome | 1 | 25 | \$9.33 |
| | 240-406112R125 | 1-1/2" x 12", 22ga, 1/bag | Rough Brass | 1 | 25 | \$8.77 |
| | 240-406118R125 | 1-1/2" x 18", 22ga, 1/bag | Rough Brass | 1 | 25 | \$13.41 |
| | 240-406124R125 | 1-1/2" x 24", 22ga, 1/bag | Rough Brass | 1 | 25 | \$17.91 |
| | 240-406204C50 | 1-1/2" x 4", 20ga, 1/bag | Chrome | 1 | 50 | \$5.50 |
| | 240-406206C50 | 1-1/2" x 6", 20ga, 1/bag | Chrome | 1 | 50 | \$6.74 |
| | 240-406206R150 | 1-1/2" x 6", 20ga, 1/bag | Rough Brass | 1 | 50 | \$5.98 |
| | 240-406208C25 | 1-1/2" x 8", 20ga, 1/bag | Chrome | 1 | 25 | \$8.61 |
| | 240-406306C50 | 1-1/2" x 6", 17ga, 1/bag | Chrome | 1 | 50 | \$8.28 |
| | 240-406212C25 | 1-1/2" x 12", 20ga, 1/bag | Chrome | 1 | 25 | \$11.11 |
| | 240-406212R125 | 1-1/2" x 12", 20ga, 1/bag | Rough Brass | 1 | 25 | \$10.64 |
| | 240-406308R125 | 1-1/2" x 8", 17ga, 1/bag | Rough Brass | 1 | 25 | \$8.95 |
| | 240-406312C25 | 1-1/2" x 12", 17ga, 1/bag | Chrome | 1 | 25 | \$15.44 |
| | 240-406312R125 | 1-1/2" x 12", 17ga, 1/bag | Rough Brass | 1 | 25 | \$12.97 |
| | 240-406308C25 | 1-1/2" x 8", 17ga, 1/bag | Chrome | 1 | 25 | \$10.01 |
| Metal Tubular - Double Flanged Sink Tailpiece | | | | | | |
|  | 240-416116C25 | 1-1/2" x 16", 22ga, 1/bag | Chrome | 1 | 25 | \$11.35 |
| | 240-416216C25 | 1-1/2" x 16", 20ga, 1/bag | Chrome | 1 | 25 | \$17.74 |
| | 240-416316C25 | 1-1/2" x 16", 17ga, 1/bag | Chrome | 1 | 25 | \$21.35 |
| | | | | | | |
| | | | | | | |




Buying Guide

| | ITEM NO | DESCRIPTION | FINISH | MIN QTY | CASE QTY | LIST PRICE |
|---|-----------|---|-------------|---------|----------|------------|
| Metal Tubular - LongBranch Dishwasher Tailpiece - 1/2" - Direct Connect | | | | | | |
|  | 200-062 | 1-1/2" x 6" x 1/2" branch with die cast zinc nut, 22ga | Rough Brass | 25 | 25 | \$13.21 |
| | 200-064 | 1-1/2" x 6" x 1/2" branch with solid brass nut, 22ga | Rough Brass | 25 | 25 | \$13.98 |
| | 200-066 | 1-1/2" x 6" x 1/2" branch with solid brass nut, 22ga | Chrome | 25 | 25 | \$17.77 |
| | 200-082 | 1-1/2" x 8" x 1/2" branch with die cast zinc nut, 22ga | Rough Brass | 25 | 25 | \$13.95 |
| | 200-084 | 1-1/2" x 8" x 1/2" branch with solid brass nut, 22ga | Rough Brass | 25 | 25 | \$16.45 |
| | 200-122 | 1-1/2" x 12" x 1/2" branch with die cast zinc nut, 22ga | Rough Brass | 25 | 25 | \$18.40 |
| | 200-124 | 1-1/2" x 12" x 1/2" branch with solid brass nut, 22 gauge, Domestic | Rough Brass | 25 | 25 | \$19.16 |
| | 200-12225 | 1-1/2" x 12" x 1/2" branch with solid brass nut, 22 gauge, Imported | Rough Brass | 25 | 25 | \$13.15 |
| Metal Tubular - LongBranch Dishwasher Tailpiece - 1/2" - Fine Thread | | | | | | |
|  | 204-068 | 1-1/2" x 6" x 1/2" branch, 20ga | Chrome | 25 | 25 | \$21.52 |
| | | | | | | |
| | | | | | | |
| | | | | | | |
| | | | | | | |
| | | | | | | |
| Metal Tubular - LongBranch Dishwasher Tailpiece - 1/2" - Slip Joint | | | | | | |
|  | 206-064 | 1-1/2" x 6" x 1/2" branch with solid brass nut, 22ga | Rough Brass | 25 | 25 | \$17.50 |
| | 206-066 | 1-1/2" x 6" x 1/2" branch with solid brass nut, 22ga | Chrome | 25 | 25 | \$22.59 |
| | 206-084 | 1-1/2" x 8" x 1/2" branch with solid brass nut, 22ga | Rough Brass | 25 | 25 | \$20.39 |
| | | | | | | |
| | | | | | | |
| | | | | | | |
| Metal Tubular - Dishwasher Tailpiece - 3/4" - Direct Connect | | | | | | |
|  | 210-064 | 1-1/2" x 6" x 3/4" branch with solid brass nut, 22ga | Rough Brass | 25 | 25 | \$13.96 |
| | 210-066 | 1-1/2" x 6" x 3/4" branch with solid brass nut, 22ga | Chrome | 25 | 25 | \$18.47 |
| | 210-084 | 1-1/2" x 8" x 3/4" branch with solid brass nut, 22ga | Rough Brass | 25 | 25 | \$15.60 |
| | 210-086 | 1-1/2" x 8" x 3/4" branch with solid brass nut, 22ga | Chrome | 25 | 25 | \$17.92 |
| | 210-122 | 1-1/2" x 12" x 3/4" branch with die cast zinc nut, 22ga | Rough Brass | 25 | 25 | \$19.89 |
| | | | | | | |
| Metal Tubular - Dishwasher Tailpiece - 3/4" - Slip Joint | | | | | | |
|  | 216-084 | 1-1/2" x 8" x 3/4" branch with solid brass nut, 22ga | Rough Brass | 25 | 25 | \$19.51 |
| | 216-086 | 1-1/2" x 8" x 3/4" branch with solid brass nut, 22ga | Chrome | 25 | 25 | \$20.78 |
| | | | | | | |
| | | | | | | |
| | | | | | | |
| | | | | | | |





| | ITEM NO | DESCRIPTION | FINISH | MIN QTY | CASE QTY | LIST PRICE |
|---|-----------|---|-------------|---------|----------|------------|
| Metal Tubular - Dishwasher Tailpiece - 3/4" - All Purpose | | | | | | |
|  | 210-28625 | 1-1/2" x 8" x 3/4" branch with die cast zinc nut, 22ga, 1/bag | Chrome | 25 | 25 | \$24.24 |
| | | | | | | |
| | | | | | | |
| | | | | | | |
| | | | | | | |
| Metal Tubular - Dishwasher Tailpiece - 1/2" & 3/4" - Direct Connect | | | | | | |
|  | 207-06325 | 1-1/2" x 6" x 1/2" branch with brass nut, 22ga, 1/bag | Chrome | 25 | 25 | \$22.51 |
| | 207-08325 | 1-1/2" x 8" x 1/2" branch with die cast zinc nut, 22ga, 1/bag | Chrome | 25 | 25 | \$17.27 |
| | 207-12225 | 1-1/2" x 12" x 1/2" branch with die cast zinc nut, 22ga, 1/bag | Rough Brass | 25 | 25 | \$13.05 |
| | 207-12425 | 1-1/2" x 12" x 1/2" branch with solid brass nut, 17ga | Rough Brass | 25 | 25 | \$28.18 |
| | 210-38625 | 1-1/2" x 8" x dual branch (1/2" CTS x 3/4" MHT) with die cast zinc nut, 22ga | Chrome | 25 | 25 | \$22.55 |
| | 210-12225 | 1-1/2" x 12" x 3/4" branch with die cast zinc nut, 22ga | Rough Brass | 1 | 25 | \$16.84 |
| | | | | | | |
| Metal Tubular - Lavatory Branch Tailpiece - 3/4" - Fine Thread | | | | | | |
|  | 213-060 | 1-1/4" x 6" x 3/4" branch, 20ga | Chrome | 25 | 25 | \$15.55 |
| | 213-068 | 1-1/4" x 6" x 3/4" branch, 20ga | Chrome | 25 | 25 | \$20.25 |
| | | | | | | |
| | | | | | | |
| | | | | | | |
| Metal Tubular - Lavatory Branch Tailpiece - 3/4" - Fine Thread x Fine Thread | | | | | | |
|  | 213-061 | 1-1/4" x 6" x 3/4" branch, 20ga | Rough Brass | 25 | 25 | \$15.94 |
| | | | | | | |
| | | | | | | |
| | | | | | | |
| | | | | | | |
| Metal Tubular - Lavatory Branch Tailpiece - 3/4" - Slip Joint | | | | | | |
|  | 215-064 | 1-1/4" x 6" x 3/4" branch, 22ga | Rough Brass | 25 | 25 | \$16.90 |
| | 215-066 | 1-1/4" x 6" x 3/4" branch, 22ga | Chrome | 25 | 25 | \$21.78 |
| | | | | | | |
| | | | | | | |
| | | | | | | |

Buying Guide

| | ITEM NO | DESCRIPTION | FINISH | MIN QTY | CASE QTY | LIST PRICE |
|---|---|---|-------------|---------|----------|------------|
| Metal Tubular - MajorTee - Condensate Hy-Set - 3/4" - Fine Thread | | | | | | |
|  | 213-067 | 1-1/4" x 6" x 3/4" MIP branch | Rough Brass | 25 | 25 | \$20.64 |
| | 213-069 | 1-1/4" x 6" x 3/4" branch | Rough Brass | 25 | 25 | \$15.17 |
| | | | | | | |
| | | | | | | |
| | | | | | | |
| Metal Tubular - Slip Extension | | | | | | |
|  | 240-455106C32 | 1-1/4" x 6", 22ga, 1/bag | Chrome | 1 | 32 | \$6.84 |
| | 240-455108C16 | 1-1/4" x 8", 22ga, 1/bag | Chrome | 1 | 16 | \$7.82 |
| | 240-455112C16 | 1-1/4" x 12", 22ga, 1/bag | Chrome | 1 | 16 | \$9.88 |
| | 240-455112R116 | 1-1/4" x 12", 22ga, 1/bag | Rough Brass | 1 | 16 | \$7.11 |
| | 240-455206C32 | 1-1/4" x 6", 20ga, 1/bag | Chrome | 1 | 32 | \$9.12 |
| | 240-455208C16 | 1-1/4" x 8", 20ga, 1/bag | Chrome | 1 | 16 | \$11.90 |
| | 240-455212C16 | 1-1/4" x 12", 20ga, 1/bag | Chrome | 1 | 16 | \$13.91 |
| | 240-455306C32 | 1-1/4" x 6", 17ga, 1/bag | Chrome | 1 | 32 | \$10.50 |
| | 240-455308C16 | 1-1/4" x 8", 17ga, 1/bag | Chrome | 1 | 16 | \$12.30 |
| | 240-455312C16 | 1-1/4" x 12", 17ga, 1/bag | Chrome | 1 | 16 | \$16.26 |
| | 240-456106C32 | 1-1/2" x 6", 22ga, 1/bag | Chrome | 1 | 32 | \$7.82 |
| | 240-456108C16 | 1-1/2" x 8", 22ga, 1/bag | Chrome | 1 | 16 | \$8.80 |
| | 240-4561106C32 | 1-1/2" x 6" with brass nuts, 22ga, 1/bag | Chrome | 1 | 32 | \$10.41 |
| | 240-4561112C16 | 1-1/2" x 12" with brass nuts, 22ga, 1/bag | Chrome | 1 | 16 | \$14.70 |
| | 240-456112C16 | 1-1/2" x 12", 22ga, 1/bag | Chrome | 1 | 16 | \$12.34 |
| | 240-456112R106 | 1-1/2" x 12", 22ga, 1/bag | Rough Brass | 1 | 16 | \$11.74 |
| | 240-456206C16 | 1-1/2" x 6", 20ga, 1/bag | Chrome | 1 | 16 | \$9.86 |
| | 240-456208C16 | 1-1/2" x 8", 20ga, 1/bag | Chrome | 1 | 16 | \$12.66 |
| | 240-456212C16 | 1-1/2" x 12", 20ga, 1/bag | Chrome | 1 | 16 | \$15.96 |
| | 240-456306C32 | 1-1/2" x 6", 17ga, 1/bag | Chrome | 1 | 32 | \$10.99 |
| | 240-456308C16 | 1-1/2" x 8", 17ga, 1/bag | Chrome | 1 | 16 | \$14.62 |
| 240-4563121C16 | 1-1/2" x 12" with brass nuts, 17ga, 1/bag | Chrome | 1 | 16 | \$20.94 | |
| 240-4563121R116 | 1-1/2" x 12" with brass nuts, 17ga, 1/bag | Rough Brass | 1 | 16 | \$16.47 | |
| 240-456312C16 | 1-1/2" x 12", 17ga, 1/bag | Chrome | 1 | 16 | \$18.11 | |
| Metal Tubular - Double Slip Extension | | | | | | |
|  | 240-465115C16 | 1-1/4" x 16", 22ga, 1/bag | Chrome | 1 | 16 | \$13.11 |
| | 240-466116C16 | 1-1/2" x 16", 22ga, 1/bag | Chrome | 1 | 16 | \$15.29 |
| | 240-466216C16 | 1-1/2" x 16", 20ga, 1/bag | Chrome | 1 | 16 | \$21.96 |
| | | | | | | |
| Metal Tubular - Solder Joint Extension | | | | | | |
|  | 240-475106C50 | 1-1/4" x 6", 22ga, 1/bag | Chrome | 1 | 50 | \$5.67 |
| | 240-475108C25 | 1-1/4" x 8", 22ga, 1/bag | Chrome | 1 | 25 | \$7.01 |
| | 240-475112C25 | 1-1/4" x 12", 22ga, 1/bag | Chrome | 1 | 25 | \$9.89 |
| | 240-476106C01 | 1-1/2" x 6", 22ga, 1/bag | Chrome | 1 | 25 | \$8.38 |
| | 240-476108C25 | 1-1/2" x 8", 22ga, 1/bag | Chrome | 1 | 25 | \$9.89 |
| | 240-476112C25 | 1-1/2" x 12", 22ga, 1/bag | Chrome | 1 | 25 | \$12.47 |
| | 240-476212C25 | 1-1/2" x 12", 20ga, 1/bag | Chrome | 1 | 25 | \$14.81 |







| | ITEM NO | DESCRIPTION | FINISH | MIN QTY | CASE QTY | LIST PRICE |
|---|--|--|-------------|---------|----------|------------|
| Metal Tubular - Straight Basin Waste | | | | | | |
|  | 240-486124C04 | 1-1/2" x 24", 22ga, 1/box | Chrome | 1 | 12 | \$29.12 |
| | | | | | | |
| | | | | | | |
| | | | | | | |
| | | | | | | |
| Metal Tubular - Waste Bend - Slip Joint | | | | | | |
|  | 240-606107C01 | 1-1/2" x 7", 22ga, 1/bag | Chrome | 1 | 25 | \$10.01 |
| | 240-606108R124 | 1-1/2" x 8", 22ga, 1/bag | Rough Brass | 1 | 24 | \$10.32 |
| | 240-606111C24 | 1-1/2" x 11-1/2", 22ga, 1/bag | Chrome | 1 | 24 | \$14.29 |
| | 240-606111R124 | 1-1/2" x 11-1/2", 22ga, 1/bag | Rough Brass | 1 | 24 | \$12.67 |
| | 240-606115C24 | 1-1/2" x 15", 22ga, 1/bag | Chrome | 1 | 24 | \$18.70 |
| | 240-606118R124 | 1-1/2" x 18", 22ga, 1/bag | Rough Brass | 1 | 24 | \$15.01 |
| | 240-606124R124 | 1-1/2" x 24", 22ga, 1/bag | Rough Brass | 1 | 24 | \$20.12 |
| | 240-606136R124 | 1-1/2" x 36", 22ga, 1/bag | Rough Brass | 1 | 24 | \$29.25 |
| | 240-606211C24 | 1-1/2" x 11-1/2", 20ga, 1/bag | Chrome | 1 | 24 | \$22.01 |
| | 240-606215C24 | 1-1/2" x 15", 20ga, 1/bag | Chrome | 1 | 24 | \$25.86 |
| | 240-606224R124 | 1-1/2" x 24", 20ga, 1/bag | Rough Brass | 1 | 24 | \$32.55 |
| | 240-6063111C24 | 1-1/2" x 11-1/2" with brass nut, 17ga, 1/bag | Chrome | 1 | 24 | \$24.12 |
| | 240-6063112R124 | 1-1/2" x 12" with brass nut, 17ga, 1/bag | Rough Brass | 1 | 24 | \$22.29 |
| | 240-6063181R124 | 1-1/2" x 18" with brass nut, 17ga, 1/bag | Rough Brass | 1 | 24 | \$33.11 |
| | 240-6063241C24 | 1-1/2" x 24" with brass nut, 17ga, 1/bag | Chrome | 1 | 24 | \$47.95 |
| 240-6063241R124 | 1-1/2" x 24" with brass nut, 17ga, 1/bag | Rough Brass | 1 | 24 | \$41.51 | |
| 240-606324R124 | 1-1/2" x 24", 17ga, 1/bag | Rough Brass | 1 | 24 | \$39.40 | |
| Metal Tubular - Waste Bend - Direct Connect | | | | | | |
|  | 240-616107C01 | 1-1/2" x 7", 22ga, 1/bag | Chrome | 1 | 24 | \$7.90 |
| | 240-616111C24 | 1-1/2" x 11-1/2", 22ga, 1/bag | Chrome | 1 | 24 | \$11.96 |
| | 240-616111R124 | 1-1/2" x 11-1/2", 22ga, 1/bag | Rough Brass | 1 | 24 | \$9.57 |
| | 240-616115C24 | 1-1/2" x 15", 22ga, 1/bag | Chrome | 1 | 24 | \$15.01 |
| | 240-616115R124 | 1-1/2" x 15", 22ga, 1/bag | Rough Brass | 1 | 24 | \$11.12 |
| | 240-616124C24 | 1-1/2" x 24", 22ga, 1/bag | Chrome | 1 | 24 | \$21.77 |
| | 240-616124R124 | 1-1/2" x 24", 22ga, 1/bag | Rough Brass | 1 | 24 | \$15.93 |
| | 240-616215C24 | 1-1/2" x 15", 20ga, 1/bag | Chrome | 1 | 24 | \$23.19 |
| | 240-616311C24 | 1-1/2" x 11", 17ga, 1/bag | Chrome | 1 | 24 | \$20.87 |
| | 240-616311R124 | 1-1/2" x 11-1/2", 17ga, 1/bag | Rough Brass | 1 | 24 | \$18.23 |

Buying Guide

| | ITEM NO | DESCRIPTION | FINISH | MIN QTY | CASE QTY | LIST PRICE |
|---|---------------------------|---------------------------------|-------------|---------|----------|------------|
| Metal Tubular - Waste Bend - Slip Joint X Direct Connect | | | | | | |
|  | 240-626124R120 | 1-1/2" x 24", 22ga, 1/bag | Rough Brass | 1 | 20 | \$27.35 |
| | | | | | | |
| | | | | | | |
| | | | | | | |
| | | | | | | |
| Metal Tubular - Waste Bend - Plain End | | | | | | |
|  | 240-636312R124 | 1-1/2" x 12" x 12", 17ga, 1/bag | Rough Brass | 1 | 24 | \$38.08 |
| | 240-636316R116 | 1-1/2" x 16" x 18", 17ga, 1/bag | Rough Brass | 1 | 16 | \$51.01 |
| | | | | | | |
| | | | | | | |
| | | | | | | |
| Metal Tubular - Threaded Tube - Both Ends | | | | | | |
|  | 240-705206C50 | 1-1/4" x 6", 20ga, 1/bag | Chrome | 1 | 50 | \$7.08 |
| | 240-705208C25 | 1-1/4" x 8", 20ga, 1/bag | Chrome | 1 | 25 | \$8.47 |
| | 240-705212C25 | 1-1/4" x 12", 20ga, 1/bag | Chrome | 1 | 25 | \$10.86 |
| | 240-705212R125 | 1-1/4" x 12", 20ga, 1/bag | Rough Brass | 1 | 25 | \$9.11 |
| | 240-705312C25 | 1-1/4" x 12", 17ga, 1/bag | Chrome | 1 | 25 | \$12.80 |
| | 240-705312R125 | 1-1/4" x 12", 17ga, 1/bag | Rough Brass | 1 | 25 | \$11.53 |
| | 240-705318C25 | 1-1/4" x 18", 17ga, 1/bag | Chrome | 1 | 25 | \$20.68 |
| | 240-703212C25 | 1-3/8" x 12", 20ga, 1/bag | Chrome | 1 | 25 | \$16.07 |
| | 240-706206C06 | 1-1/2" x 6", 20ga, 1/bag | Chrome | 1 | 50 | \$6.81 |
| | 240-706208C25 | 1-1/2" x 8", 20ga, 1/bag | Chrome | 1 | 25 | \$9.34 |
| | 240-706212C25 | 1-1/2" x 12", 20ga, 1/bag | Chrome | 1 | 25 | \$12.90 |
| | 240-706212R125 | 1-1/2" x 12", 20ga, 1/bag | Rough Brass | 1 | 25 | \$11.53 |
| | 240-706218R125 | 1-1/2" x 18", 20ga, 1/bag | Rough Brass | 1 | 25 | \$17.88 |
| | 240-706224R125 | 1-1/2" x 24", 20ga, 1/bag | Rough Brass | 1 | 25 | \$23.17 |
| | 240-706312C25 | 1-1/2" x 12", 17ga, 1/bag | Chrome | 1 | 25 | \$15.86 |
| | 240-706312R125 | 1-1/2" x 12", 17ga, 1/bag | Rough Brass | 1 | 25 | \$13.94 |
| 240-706318R125 | 1-1/2" x 18", 17ga, 1/bag | Rough Brass | 1 | 25 | \$20.02 | |
| Metal Tubular - Threaded Tube - One End | | | | | | |
|  | 240-718108C25 | 1-1/2" x 1-1/4" x 8", 20ga | Chrome | 1 | 25 | \$14.58 |
| | | | | | | |
| | | | | | | |
| | | | | | | |
| | | | | | | |

| | ITEM NO | DESCRIPTION | FINISH | MIN QTY | CASE QTY | LIST PRICE |
|---|----------------|---------------------------|-------------|---------|----------|------------|
| Metal Tubular - Coupling | | | | | | |
|  | 240-8051C25 | 1-1/4", 22ga, 1/bag | Chrome | 1 | 25 | \$6.19 |
| | 240-8061C25 | 1-1/2", 22ga, 1/bag | Chrome | 1 | 25 | \$7.51 |
| | | | | | | |
| | | | | | | |
| | | | | | | |
| Metal Tubular - Elbow (90) - Slip Joint | | | | | | |
|  | 240-8251C25 | 1-1/4", 22ga, 1/bag | Chrome | 1 | 25 | \$9.04 |
| | 240-8261C25 | 1-1/2", 22ga, 1/bag | Chrome | 1 | 25 | \$8.80 |
| | | | | | | |
| | | | | | | |
| | | | | | | |
| Metal Tubular - Elbow (90) - Slip Joint X Plain End | | | | | | |
|  | 240-825106C01 | 1-1/4" x 6", 22ga, 1/bag | Chrome | 1 | 24 | \$10.62 |
| | 240-825108C01 | 1-1/4" x 8", 22ga, 1/bag | Chrome | 1 | 12 | \$11.23 |
| | 240-825112C01 | 1-1/4" x 12", 22ga, 1/bag | Chrome | 1 | 12 | \$15.63 |
| | 240-825112R101 | 1-1/4" x 12", 22ga, 1/bag | Rough Brass | 1 | 24 | \$16.86 |
| | 240-826112C01 | 1-1/2" x 12", 22ga, 1/bag | Chrome | 1 | 12 | \$21.27 |
| | | | | | | |
| Metal Tubular - Elbow (45) - Slip Joint | | | | | | |
|  | 240-8451C25 | 1-1/4", 22ga, 1/bag | Chrome | 1 | 25 | \$12.10 |
| | 240-8461C25 | 1-1/2", 22ga, 1/bag | Chrome | 1 | 50 | \$12.49 |
| | | | | | | |
| | | | | | | |
| | | | | | | |
| Metal Tubular - Tee - 3-Way - Slip Joint | | | | | | |
|  | 240-8561R112 | 1-1/2", cast brass, 1/bag | Rough Brass | 1 | 12 | \$13.86 |
| | 240-8564C01 | 1-1/2", cast brass, 1/bag | Chrome | 1 | 12 | \$20.80 |
| | | | | | | |
| | | | | | | |
| | | | | | | |
| Metal Tubular - Tee - Center Outlet - Slip Joint | | | | | | |
|  | 240-8664C12 | 1-1/2", cast brass, 1/bag | Chrome | 1 | 12 | \$17.35 |
| | | | | | | |
| | | | | | | |
| | | | | | | |
| | | | | | | |

Buying Guide

| | ITEM NO | DESCRIPTION | FINISH | MIN QTY | CASE QTY | LIST PRICE |
|---|---------------|--|-------------|---------|----------|------------|
| Metal Tubular - Tee - End Outlet - Slip Joint | | | | | | |
|  | 240-8764C06 | 1-1/2", cast brass, 1/bag | Chrome | 1 | 12 | \$21.92 |
| | | | | | | |
| | | | | | | |
| | | | | | | |
| | | | | | | |
| Metal Tubular - Tee - End Outlet - Direct Connect | | | | | | |
|  | 240-8864C12 | 1-1/2", cast brass, 1/bag | Chrome | 1 | 12 | \$22.12 |
| | | | | | | |
| | | | | | | |
| | | | | | | |
| | | | | | | |
| Metal Tubular - Double Offset - Slip Joint | | | | | | |
|  | 240-9051C50 | 1-1/4", 22ga, 1/bag | Chrome | 1 | 50 | \$13.55 |
| | 240-9051R150 | 1-1/4", 22ga, 1/bag | Rough Brass | 1 | 50 | \$13.05 |
| | 240-9061R150 | 1-1/2", 22ga, 1/bag | Rough Brass | 1 | 50 | \$13.70 |
| | 240-9062C50 | 1-1/2", 20ga, 1/bag | Chrome | 1 | 50 | \$19.57 |
| | 240-90631R150 | 1-1/2" with brass nutss, 17ga, 1/bag | Rough Brass | 1 | 50 | \$21.37 |
| | 240-9052C50 | 1-1/4", 20ga, 1/bag | Chrome | 1 | 50 | \$17.64 |
| | 240-90631C50 | 1-1/2" with brass nuts, 17ga, 1/bag | Chrome | 1 | 50 | \$25.16 |
| | 240-9061C25 | 1-1/2", 22ga, 1/bag | Chrome | 1 | 50 | \$15.58 |
| Metal Tubular - Swing Tee | | | | | | |
|  | 240-9394R104 | 1-1/2" slip joint x 1-1/2" slip joint x 2" FIP cast brass, 1/box | Rough Brass | 1 | 15 | \$58.59 |
| | | | | | | |
| | | | | | | |
| | | | | | | |
| | | | | | | |
| Metal Tubular - Low Seal Bath Trap | | | | | | |
|  | 240-9464R104 | 1-1/2" FIP x 1-1/2" FIP, cast brass, 1/box | Rough Brass | 1 | 25 | \$25.15 |
| | | | | | | |
| | | | | | | |
| | | | | | | |
| | | | | | | |
| Metal Tubular - Cover Tube - Wide Bell | | | | | | |
|  | 240-98720625 | 2" x 6", 1/bag | Chrome | 1 | 100 | \$17.24 |
| | | | | | | |
| | | | | | | |
| | | | | | | |
| | | | | | | |

| | ITEM NO | DESCRIPTION | FINISH | MIN QTY | CASE QTY | LIST PRICE |
|---|----------------|--|-------------|---------|----------|------------|
| Metal Tubular - Sink Funnel | | | | | | |
|  | 240-996208R116 | 1-1/2" x 8", 1/bag | Rough Brass | 1 | 50 | \$21.74 |
| | | | | | | |
| | | | | | | |
| | | | | | | |
| | | | | | | |
| Metal Tubular Accessories - Slip Nuts - Brass | | | | | | |
|  | 980-5 | 1-1/4" | Chrome | 100 | 100 | \$1.82 |
| | 980-6 | 1-1/2" | Chrome | 100 | 100 | \$2.11 |
| | 980-8 | 1-1/2" x 1-1/4" | Chrome | 100 | 100 | \$2.21 |
| | 981-5 | 1-1/4" | Rough Brass | 100 | 100 | \$1.67 |
| | 981-6 | 1-1/2" | Rough Brass | 100 | 100 | \$1.97 |
| | 981-8 | 1-1/2" x 1-1/4" | Rough Brass | 50 | 500 | \$2.06 |
| Metal Tubular Accessories - Slip Nuts - Zinc | | | | | | |
|  | 985-5 | 1-1/4" | Chrome | 100 | 100 | \$1.01 |
| | 985-6 | 1-1/2" | Chrome | 100 | 100 | \$1.12 |
| | 985-8 | 1-1/2" x 1-1/4" | Chrome | 100 | 100 | \$1.41 |
| | 986-700 | 2" | Chrome | 1 | 100 | \$1.98 |
| | 986-6 | 1-1/2" | Rough Brass | 100 | 100 | \$0.99 |
| | | | | | | |
| Metal Tubular Accessories - Washers - Square-Cut Slip Joint | | | | | | |
|  | 995-20320 | 1-1/4", 25/bag | - | 25 | 200 | \$0.32 |
| | 995-5 | 1-1/4", 100/bag | - | 100 | 1000 | \$0.30 |
| | 995-20330 | 1-1/2", 25/bag | - | 25 | 200 | \$0.28 |
| | 995-6 | 1-1/2", 100/bag | - | 100 | 1000 | \$0.26 |
| | 995-20335 | 1-1/2" x 1-1/4", 25/bag | - | 25 | 200 | \$0.30 |
| | 995-8 | 1-1/2" x 1-1/4", 100/bag | - | 100 | 1000 | \$0.28 |
| | 995-20340 | 2", 1/bag | - | 25 | 200 | \$0.28 |
| Metal Tubular Accessories - Washers - Cloth-Inserted Tailpiece | | | | | | |
|  | 990-20385 | 1-1/2", 25/bag | - | 25 | 300 | \$0.46 |
| | 990-7 | 1-1/2", 100/bag | - | 100 | 1000 | \$0.43 |
| | | | | | | |
| Metal Tubular Accessories - DripFree Washers - Slip Joint | | | | | | |
|  | 290-20300 | 1-1/4" slip joint, 25/PK | - | 25 | 300 | \$0.51 |
| | 290-20301 | 1-1/4" slip joint, 100/PK | - | 100 | 1000 | \$0.47 |
| | 290-20310 | 1-1/2" slip joint, 25/PK | - | 25 | 300 | \$0.51 |
| | 290-20311 | 1-1/2" slip joint, 100/PK | - | 100 | 1000 | \$0.47 |
| | 290-20313 | 1-1/2" x 1-1/4" reducing slip joint, 50/PK | - | 50 | 500 | \$0.60 |
| | | | | | | |

Buying Guide

| | ITEM NO | DESCRIPTION | FINISH | MIN QTY | CASE QTY | LIST PRICE |
|---|--------------|--|--------|---------|----------|------------|
| Metal Tubular Accessories - DripFree Washers - Tailpiece | | | | | | |
|  | 290-20380 | 1-1/2", 25/PK | - | 25 | 300 | \$0.56 |
| | 290-20381 | 1-1/2", 100/PK | - | 100 | 1000 | \$0.52 |
| Metal Tubular Accessories - Desanco Fittings | | | | | | |
|  | 270-525 | 1-1/4" OD x 1-1/4" MIP with brass ferrule & die cast zinc nut, 1/bag | - | 25 | 100 | \$8.83 |
| | 270-6 | 1-1/2" OD x 1-1/2" MIP with brass ferrule & brass nut, 1/bag | - | 25 | 25 | \$10.07 |
| | 272-6 | 1-1/2" OD x 1-1/2" FIP with brass ferrule & brass nut, 1/bag | - | 25 | 25 | \$10.32 |
| | 272-601 | 1-1/2" OD x 1-1/2" FIP with brass ferrule & die cast zinc nut, 1/bag | - | 1 | 10 | \$11.19 |
| | 272-5625 | 1-1/4" OD x 1-1/2" FIP with brass ferrule & die cast zinc nut, 1/bag | - | 25 | 100 | \$10.08 |
| Metal Tubular Accessories - DWV Slip Joint Adapter | | | | | | |
|  | 274-5 | 1-1/4" female sweat x 1-1/4" NPSM thread, brass | - | 10 | 100 | \$6.71 |
| | 274-6 | 1-1/2" female sweat x 1-1/2" NPSM thread, brass | - | 10 | 100 | \$6.94 |
| | 274-7 | 2" female sweat x 2" NPSM thread, brass | - | 10 | 100 | \$7.06 |
| Sink Strainers - Kitchen - KwikFit | | | | | | |
|  | 245-16440C04 | Cup style, spring post basket, stainless steel, 1/box | Chrome | 1 | 50 | \$9.21 |
| | 245-16441C04 | Cup style, spring post basket, stainless steel, 1/box | Chrome | 1 | 50 | \$16.58 |
| | 245-16449C04 | Cup style, spring post basket, stainless steel, 1/box | Chrome | 1 | 24 | \$9.21 |
| Sink Strainers - Kitchen - Specification | | | | | | |
|  | 245-16450C04 | Deep cup style, spring post basket, stainless steel, 1/box | Chrome | 1 | 50 | \$19.43 |
| | 245-16452C04 | Deep cup style, spring post basket, stainless steel with 2 brass nuts, 1/box | Chrome | 1 | 50 | \$23.69 |
| | 245-16453C04 | Deep cup style, spring post basket, stainless steel with 2 brass nuts & tailpiece, 1/box | Chrome | 1 | 50 | \$30.41 |
| | 245-16450C01 | Deep cup style, spring post basket, stainless steel, 1/box | Chrome | 1 | 24 | \$19.43 |
| Sink Strainers - Kitchen - Ball-Lok | | | | | | |
|  | 245-16520C04 | Cup style, snap post basket, stainless steel, 1/box | Chrome | 1 | 50 | \$17.20 |
| | 245-16522C04 | Cup style, snap post basket, stainless steel with 2 brass nuts, 1/box | Chrome | 1 | 50 | \$18.82 |
| | 245-12732C04 | Cup style, snap post basket, stainless steel with 1 brass nut 1/box | Chrome | 1 | 50 | \$16.94 |

| | ITEM NO | DESCRIPTION | FINISH | MIN QTY | CASE QTY | LIST PRICE |
|---|--------------|--|---------------|---------|----------|------------|
| Sink Strainers - Kitchen - BigBoy | | | | | | |
|  | 245-16470C04 | Back nut style, spring post basket, stainless steel, 1/box | Chrome | 1 | 50 | \$10.21 |
| | 245-16471C04 | Back nut style, spring post basket, stainless steel with tailpiece, 1/box | Chrome | 1 | 50 | \$14.78 |
| | | | | | | |
| | | | | | | |
| | | | | | | |
| Sink Strainers - Kitchen - Champion | | | | | | |
|  | 245-16540C04 | Back nut style, spring post basket, stainless steel, 1/box | Chrome | 1 | 50 | \$13.14 |
| | 245-16541C04 | Back nut style, spring post basket, stainless steel with tailpiece, 1/box | Chrome | 1 | 50 | \$13.77 |
| | | | | | | |
| | | | | | | |
| | | | | | | |
| Sink Strainers - Kitchen - ProBrite | | | | | | |
|  | 245-16550C04 | FPX back nut style, four prong basket, stainless steel, 1/box | Bright Chrome | 1 | 50 | \$22.93 |
| | 245-16560C04 | SPX back nut style, stick post basket, stainless steel, 1/box | Bright Chrome | 1 | 50 | \$22.93 |
| | 245-12832C04 | Cbox back nut style, rubber seal basket, cast brass with 2 brass nuts, 1/box | Bright Chrome | 1 | 5 | \$26.94 |
| | | | | | | |
| | | | | | | |
| Sink Strainers - Kitchen - LokSpin | | | | | | |
|  | 245-16530C04 | Back nut style, LokSpin basket, stainless steel, 1/box | Chrome | 1 | 24 | \$19.01 |
| | | | | | | |
| | | | | | | |
| | | | | | | |
| | | | | | | |
| Sink Strainers - Kitchen - Eez-On | | | | | | |
|  | 245-16460C04 | Thumbscrew installation, spring post basket, stainless steel, 1/box | Chrome | 1 | 50 | \$12.20 |
| | 245-16462C04 | Thumbscrew installation, spring post basket, stainless steel with brass nut, 1/box | Chrome | 1 | 50 | \$13.03 |
| | 245-16469C04 | Thumbscrew installation, spring post basket, stainless steel, 1/box | Chrome | 1 | 24 | \$12.20 |
| | | | | | | |
| | | | | | | |

Buying Guide

| | ITEM NO | DESCRIPTION | FINISH | MIN QTY | CASE QTY | LIST PRICE |
|---|--------------|--|--------|---------|----------|------------|
| Sink Strainers - Kitchen - Sweetheart | | | | | | |
|  | 245-13640C04 | Back nut style, fixed post basket, polypropylene, 1/box | Chrome | 1 | 50 | \$7.67 |
| | 245-13641C04 | Back nut style, fixed post basket, polypropylene with tailpiece, 1/box | Chrome | 1 | 50 | \$9.90 |
| | 245-13640C01 | Back nut style, fixed post basket, polypropylene, 1/bag | Chrome | 1 | 50 | \$7.67 |
| | | | | | | |
| Sink Strainers - Kitchen - Duo Sink | | | | | | |
|  | 245-12930C04 | Back nut style, fixed post basket, stainless steel, 1/box | Chrome | 1 | 50 | \$7.09 |
| | | | | | | |
| | | | | | | |
| | | | | | | |
| Sink Strainers - Kitchen - Grid Strainer | | | | | | |
|  | 245-12530C04 | "SIG" snap-in-grid flat sink strainer, stainless steel, 1/box | Chrome | 1 | 50 | \$10.75 |
| | | | | | | |
| | | | | | | |
| | | | | | | |
| Sink Strainers - Bar - Junior (3-in-1) | | | | | | |
|  | 245-56400C01 | 3-in-1 strainer with duplex, grid and plug, stainless steel, for 2-1/2" opening, 1/bag | Chrome | 25 | 100 | \$7.48 |
| | | | | | | |
| | | | | | | |
| | | | | | | |
| Sink Strainers - Bar - Deep Cup Junior | | | | | | |
|  | 245-52100C04 | Deep bail basket, stainless steel, for 2-1/2" opening, 1/bag | Chrome | 1 | 100 | \$19.64 |
| | | | | | | |
| | | | | | | |
| | | | | | | |
| Sink Strainers - Bar - Replacement Baskets | | | | | | |
|  | 245-96400C01 | Spring post replacement basket for Specification, Eez-On & Champion, 1/bag | Chrome | 1 | 50 | \$5.59 |
| | 245-96401C01 | Fit all replacement basket, 1/bag | Chrome | 1 | 50 | \$5.59 |
| | 245-96440C01 | Spring post replacement basket for KwikFit only, 1/bag | Chrome | 1 | 25 | \$5.59 |
| | 245-96490C04 | Stick post replacement basket, 1/bag | Chrome | 1 | 50 | \$5.59 |
| | 245-96520C01 | Snap post replacement basket for Ball-Lok, 1/bag | Chrome | 1 | 50 | \$8.43 |
| | 245-99649C04 | Junior replacement basket, 1/box | Chrome | 1 | 100 | \$5.33 |







| | ITEM NO | DESCRIPTION | FINISH | MIN QTY | CASE QTY | LIST PRICE |
|---|---------------|--|-------------|---------|----------|------------|
| Sink Strainers - Bar - Industrial Sink Plug | | | | | | |
|  | 290-20200 | Sink plug 1" | Rough Brass | 1 | 10 | \$25.85 |
| | | | | | | |
| | | | | | | |
| | | | | | | |
| | | | | | | |
| Sink Strainers - Lavatory - Pop-Up | | | | | | |
|  | 290-20553C04 | Cast brass body with overflow, 1-1/4" x 4" 20ga tailpiece, 1/box | Chrome | 1 | 50 | \$23.75 |
| | | | | | | |
| | | | | | | |
| | | | | | | |
| | | | | | | |
| Sink Strainers - Lavatory - Fixed Grid | | | | | | |
|  | 290-20514C04 | 1-1/4" x 8" with overflow, cast brass body with 17ga tailpiece and brass nut, 1/box | Chrome | 1 | 25 | \$14.77 |
| | 290-20515C04 | Wheelchair open grid strainer, cast brass body with 17ga offset tailpiece, overflow, 1/box | Chrome | 1 | 25 | \$32.80 |
| | | | | | | |
| | | | | | | |
| | | | | | | |
| Sink Strainers - Lavatory - P.O. Plug Drain - Metal -1piece | | | | | | |
|  | 290-20630C01 | P.O. plug drain (with overflow), 1-1/4" x 5", one piece with stopper and chain, 1/bag | Chrome | 1 | 50 | \$14.18 |
| | 290-20630C04 | P.O. plug drain (with overflow), 1-1/4" x 5", one piece with stopper and chain, 1/box | Chrome | 1 | 50 | \$21.68 |
| | 290-20632C01 | P.O. plug drain (with overflow), 1-1/4" x 8", one piece with stopper and chain, 1/bag | Chrome | 1 | 50 | \$14.94 |
| | 290-20632C04 | P.O. plug drain (with overflow), 1-1/4" x 8", one piece with stopper and chain, 1/box | Chrome | 1 | 50 | \$20.74 |
| | | | | | | |
| Sink Strainers - Lavatory - P.O. Plug Drain - Metal -2piece | | | | | | |
|  | 290-630223C04 | P.O. plug drain (with overflow), 1-1/4" x 5", two piece with stopper and chain, 1/box | Chrome | 1 | 50 | \$17.03 |
| | 290-206322C04 | P.O. plug drain (with overflow), 1-1/4" x 8", two piece with stopper and chain, 1/box | Chrome | 1 | 50 | \$28.63 |
| | 290-634223C04 | P.O. plug drain (with overflow), 1-1/4" x 12", two piece with stopper and chain, 1/box | Chrome | 1 | 25 | \$25.14 |
| | | | | | | |
| | | | | | | |

Buying Guide

| | ITEM NO | DESCRIPTION | FINISH | MIN QTY | CASE QTY | LIST PRICE |
|---|---------------|---|--------------------|---------|----------|------------|
| Sink Strainers - Lavatory - C.O. Plug Drain - Metal -1piece | | | | | | |
|  | 290-20635C01 | C.O. plug drain (less overflow), 1-1/4" x 5", one piece with stopper and chain, 1/bag | Chrome | 1 | 50 | \$19.33 |
| | 290-20635C04 | C.O. plug drain (less overflow), 1-1/4" x 5", one piece with stopper and chain, 1/box | Chrome | 1 | 50 | \$22.39 |
| | | | | | | |
| | | | | | | |
| | | | | | | |
| Sink Strainers - Lavatory - P.O. Plug Drain - Plastic | | | | | | |
|  | 290-363020C01 | P.O. plug drain (with overflow), 1-1/4" x 5", polypropylene with stopper and chain, 1/bag | Polished Stainless | 1 | 25 | \$7.09 |
| | 290-3650501 | P.O. plug drain (with overflow), 1-1/4" x 5", ABS with stopper and chain, 1/bag | Polished Stainless | 1 | 50 | \$7.09 |
| | | | | | | |
| | | | | | | |
| | | | | | | |
| Sink Strainers - Lavatory - C.O. Plug Drain - Plastic | | | | | | |
|  | 290-363520C01 | P.O. plug drain (less overflow), 1-1/4" x 5", polypropylene with stopper and chain, 1/bag | Polished Stainless | 1 | 25 | \$7.09 |
| | | | | | | |
| | | | | | | |
| | | | | | | |
| | | | | | | |
| Waste/Overflow - Tub - Trip Lever | | | | | | |
|  | 973-2015C04 | 17 gauge with brass linkage & drop cylinder, 1/box | Chrome | 1 | 10 | \$96.95 |
| | 973-3015C04 | 20 gauge with brass linkage & drop cylinder, 1/box | Chrome | 1 | 16 | \$63.04 |
| | 973-3015PB04 | 20 gauge with brass linkage & drop cylinder, 1/box | Polished Brass | 1 | 16 | \$63.04 |
| | 973-3015SN04 | 20 gauge with brass linkage & drop cylinder, 1/box | Satin Nickel | 1 | 4 | \$84.04 |
| | | | | | | |
| Waste/Overflow - Roman Tub - Trip Lever | | | | | | |
|  | 973-3016C04 | 20 gauge with brass linkage, drop cylinder & 9" shoe, 1/box | Chrome | 1 | 3 | \$103.95 |
| | | | | | | |
| | | | | | | |
| | | | | | | |
| | | | | | | |
| Waste/Overflow - Tub - EzyTouch | | | | | | |
|  | 973-2302C04 | 17 gauge with brass mechanism & 2-hole faceplate, 1/box | Chrome | 1 | 12 | \$101.90 |
| | 973-3302C04 | 20 gauge with brass mechanism & 2-hole faceplate, 1/box | Chrome | 1 | 12 | \$80.68 |
| | | | | | | |
| | | | | | | |
| | | | | | | |

| | ITEM NO | DESCRIPTION | FINISH | MIN QTY | CASE QTY | LIST PRICE |
|---|--------------|---|-------------------|---------|----------|------------|
| Waste/Overflow - Tub - EzyTouch with Reamed Tee | | | | | | |
|  | 973-2320C04 | 17 gauge with brass mechanism, 2-hole faceplate & 14" overflow, 1/box | Chrome | 1 | 10 | \$89.41 |
| | 973-2319C04 | 17 gauge with brass mechanism, 2-hole faceplate, 1/box | Chrome | 1 | 10 | \$86.91 |
| | | | | | | |
| | | | | | | |
| Waste/Overflow - Tub - Twist-N-Close | | | | | | |
|  | 973-3102C04 | 20 gauge with brass mechanism & 2-hole faceplate, 1/box | Chrome | 4 | 16 | \$83.23 |
| | | | | | | |
| | | | | | | |
| | | | | | | |
| Waste/Overflow - Tub - Chain & Stopper | | | | | | |
|  | 973-3702C04 | 20 gauge with chain, stopper & 2-hole faceplate, 1/box | Chrome | 1 | 3 | \$59.17 |
| | | | | | | |
| | | | | | | |
| | | | | | | |
| Waste/Overflow - Tub - Standing Waste | | | | | | |
|  | 973-3900C04 | 20 gauge, 1-1/2" FIP connection, 1/box | Chrome | 1 | 10 | \$99.53 |
| | | | | | | |
| | | | | | | |
| | | | | | | |
| Waste/Overflow - Tub - Trip lever - White Plastic | | | | | | |
|  | 973-0010C01 | Plastic linkage & drop cylinder, 1/bag | Chrome | 8 | 8 | \$20.24 |
| | 973-0015C04 | Brass linkage & plastic drop cylinder, 1/box | Chrome | 8 | 8 | \$25.47 |
| | 973-0010PB04 | Plastic linkage & drop cylinder, 1/box | Polished Brass | 4 | 4 | \$46.15 |
| | 973-0010SN04 | Plastic linkage & drop cylinder, 1/box | Satin Nickel | 4 | 4 | \$46.15 |
| | 973-0015RB04 | Brass linkage & plastic drop cylinder, 1/box | Oil-Rubbed Bronze | 1 | 8 | \$49.30 |
| | | | | | | |
| Waste/Overflow - Tub - Trip lever - Black Plastic | | | | | | |
|  | 973-1010PB04 | Plastic linkage & drop cylinder, 1/box | Polished Brass | 4 | 4 | \$46.15 |
| | 973-1010SN04 | Plastic linkage & drop cylinder, 1/box | Satin Nickel | 4 | 4 | \$46.15 |
| | | | | | | |
| | | | | | | |

Buying Guide

| | ITEM NO | DESCRIPTION | FINISH | MIN QTY | CASE QTY | LIST PRICE |
|---|-----------------|--|----------------|---------|----------|------------|
| Waste/Overflow - Tub - EzyTouch - White Plastic | | | | | | |
|  | 973-0302C04 | Brass mechanism & 2-hole faceplate, 1/box | Chrome | 1 | 8 | \$27.57 |
| | 973-0402C04 | Cast metal mechanism & 2-hole faceplate, 1/bag | Chrome | 8 | 8 | \$25.47 |
| | | | | | | |
| | | | | | | |
| | | | | | | |
| Waste/Overflow - Tub - Twist-N-Close - White Plastic | | | | | | |
|  | 973-0102C04 | Brass mechanism & 2-hole faceplate, 1/box | Chrome | 1 | 12 | \$31.06 |
| | 973-0202C01 | Cast metal mechanism & 2-hole faceplate, 1/bag | Chrome | 1 | 8 | \$23.44 |
| | 973-0202C04 | Cast metal mechanism & 2-hole faceplate, 1/box | Chrome | 8 | 8 | \$23.44 |
| | | | | | | |
| | | | | | | |
| Waste/Overflow - Tub - EzyTouch - PVC With Pipe & Tee | | | | | | |
|  | 973-6301C04 | Brass mechanism & 1-hole faceplate, 1/box | Chrome | 4 | 4 | \$29.40 |
| | | | | | | |
| | | | | | | |
| | | | | | | |
| | | | | | | |
| Waste/Overflow - Tub - EzyTouch - ABS With Pipe & Tee | | | | | | |
|  | 973-8301C01 | Brass mechanism & 1-hole faceplate, 1/bag | Chrome | 1 | 8 | \$29.40 |
| | 973-8301PB04 | Brass mechanism & 1-hole faceplate, 1/box | Polished Brass | 4 | 4 | \$57.72 |
| | 973-8401C01 | Cast metal mechanism & 1-hole faceplate, 1/bag | Chrome | 1 | 12 | \$26.94 |
| | | | | | | |
| | | | | | | |
| Waste/Overflow - Tub - Twist-N-Close - PVC With Pipe & Tee | | | | | | |
|  | 973-6101C01 | Brass mechanism & 1-hole faceplate, 1/bag | Chrome | 8 | 8 | \$29.40 |
| | | | | | | |
| | | | | | | |
| | | | | | | |
| | | | | | | |
| Waste/Overflow - Tub - Cable Drive - White | | | | | | |
|  | 973-0600C04 | Cable drive waste & overflow, 1/box | Chrome | 1 | 3 | \$66.24 |
| | 973-0600SN/RB04 | Cable drive waste & overflow - includes trim with satin nickel and oil-rubbed bronze finishes, 1/box | - | 1 | 3 | \$104.97 |
| | | | | | | |
| | | | | | | |
| | | | | | | |

| | ITEM NO | DESCRIPTION | FINISH | MIN QTY | CASE QTY | LIST PRICE |
|---|--------------|--|--------|---------|----------|------------|
| Waste/Overflow - Tub - EzyTouch - PVC Half Kit | | | | | | |
|  | 973-5401C04 | Cast metal mechanism & 1-hole faceplate, 1/box | Chrome | 1 | 12 | \$19.77 |
| | | | | | | |
| | | | | | | |
| | | | | | | |
| | | | | | | |
| Waste/Overflow - Tub - EzyTouch - ABS Half Kit | | | | | | |
|  | 973-7401C04 | Cast metal mechanism & 1-hole faceplate, 1/box | Chrome | 1 | 12 | \$23.80 |
| | | | | | | |
| | | | | | | |
| | | | | | | |
| | | | | | | |
| Waste/Overflow - Tub - Twist-N-Close - PVC Half Kit | | | | | | |
|  | 973-5201C01 | Cast metal mechanism & 1-hole faceplate, 1/bag | Chrome | 8 | 8 | \$19.77 |
| | 973-5202C04 | Cast metal mechanism & 2-hole faceplate, 1/box | Chrome | 8 | 8 | \$19.77 |
| | | | | | | |
| | | | | | | |
| | | | | | | |
| Waste/Overflow - Tub - Twist-N-Close - ABS Half Kit | | | | | | |
|  | 973-7201C01 | Cast metal mechanism & 1-hole faceplate, 1/bag | Chrome | 8 | 8 | \$19.77 |
| | | | | | | |
| | | | | | | |
| | | | | | | |
| | | | | | | |
| Waste/Overflow - Tub - Twist-N-Close - PVC Half Kit With Test | | | | | | |
|  | 973-5104C01 | Brass mechanism & 1-hole faceplate, 1/bag | Chrome | 1 | 24 | \$23.80 |
| | | | | | | |
| | | | | | | |
| | | | | | | |
| | | | | | | |
| Bath Drain Accessories - Tub Overflow Repair | | | | | | |
|  | 973-9000C01 | Trip lever faceplate with screws brass, 1/bag | Chrome | 1 | 25 | \$14.91 |
| | 974-60100 | Trip lever faceplate with screws zinc, 1/bag | Chrome | 1 | 20 | \$5.47 |
| | 974-60101 | Blank tub faceplate with screw, 1-hole, 1/bag | Chrome | 1 | 10 | \$6.28 |
| | 974-60102 | Blank tub faceplate with screws, 2-hole, 1/bag | Chrome | 1 | 12 | \$5.65 |
| | 974-60105 | Faceplate screw, 2" brass | Chrome | 6 | 120 | \$2.78 |
| | 974-60116 | Tub overflow gasket | - | 12 | 120 | \$1.35 |
| | 973-9015R101 | Brass linkage for tripever waste & overflow | - | 6 | 120 | \$5.82 |






Buying Guide

| | ITEM NO | DESCRIPTION | FINISH | MIN QTY | CASE QTY | LIST PRICE |
|---|---------------|---|-------------|---------|----------|------------|
| Bath Drain Accessories - Tub Waste Repair | | | | | | |
|  | 973-9090C04 | Bath drain grid strainer with heavy gauge brass strainer body, 1/bag | Chrome | 1 | 1 | \$18.34 |
| | 973-9099C01 | Bath drain grid strainer only with screw, 1/bag | Chrome | 1 | 20 | \$2.26 |
| | 973-9100C04 | Twist-N-Close assembly assembly with heavy gauge brass strainer body & plunger, 1/box | Chrome | 1 | 12 | \$15.98 |
| | 973-9300C04 | EzyTouch assembly with heavy gauge brass strainer body, 1/box | Chrome | 1 | 12 | \$15.98 |
| | 973-9392C04 | EzyTouch replacement mechanism only with rubber washer & cap 1/bag | Chrome | 10 | 200 | \$8.57 |
| | 973-9601 | Bathtub drain shoe gasket, 1/bag | - | 1 | 25 | \$1.04 |
| | 973-9097C01 | Tub shoe brass 1-1/2" with 1-1/2" x 4-5/8" tube less strainer, 1/bag | Rough Brass | 1 | 20 | \$31.69 |
| Specialties - Lav/Sink - TrimTite Poly Escutcheons - Shallow CTS | | | | | | |
|  | 920-1W | 3/8" CTS (1/2" OD) | White | 50 | 500 | \$0.16 |
| | 920-1WPK2 | 3/8" CTS (1/2" OD), 2/bag | White | 10 | 10 | \$0.66 |
| | 920-2W | 1/2" CTS (5/8" OD) | White | 25 | 250 | \$0.19 |
| | 920-2WPK2 | 1/2" CTS (5/8" OD), 2/bag | White | 10 | 10 | \$0.67 |
| | 920-3W | 3/4" CTS (7/8" OD) | White | 25 | 250 | \$0.21 |
| | 920-3WPK2 | 3/4" CTS (7/8" OD), 2/bag | White | 10 | 10 | \$0.92 |
| | 920-4W | 1" CTS (1-1/8" OD) | White | 20 | 100 | \$0.46 |
| | 920-4WPK2 | 1" CTS (1-1/8" OD), 2/bag | White | 1 | 1 | \$1.42 |
| Specialties - Lav/Sink - TrimTite Poly Escutcheons - Shallow IPS | | | | | | |
|  | 921-2W | 1/2" IPS | White | 50 | 500 | \$0.21 |
| | 921-2WPK2 | 1/2" IPS, 2/bag | White | 10 | 10 | \$0.92 |
| | 921-3W | 3/4" IPS | White | 50 | 500 | \$0.23 |
| | 921-3WPK2 | 3/4" IPS, 2/bag | White | 10 | 10 | \$0.96 |
| | 921-4W | 1" IPS, | White | 20 | 100 | \$0.42 |
| | 921-4WPK2 | 1" IPS, 2/bag | White | 10 | 10 | \$1.34 |
| | 921-6W | 1-1/2" IPS | White | 20 | 100 | \$0.40 |
| | 921-6WPK2 | 1-1/2" IPS, 1/bag | White | 10 | 10 | \$0.90 |
| | 921-7W | 2" IPS | White | 20 | 100 | \$0.42 |
| 921-7WPK2 | 2" IPS, 1/bag | White | 10 | 10 | \$0.92 | |
| Specialties - Lav/Sink - TrimTite Poly Escutcheons - Deep Tubular | | | | | | |
|  | 922-5W | 1-1/4" OD tubular | White | 25 | 25 | \$0.89 |
| | 922-5WPK2 | 1-1/4" OD tubular | White | 10 | 10 | \$1.39 |
| | 922-6W | 1-1/2" OD tubular | White | 25 | 25 | \$0.89 |
| | 922-6WPK2 | 1-1/2" OD tubular | White | 10 | 10 | \$1.39 |
| | | | | | | |
| Specialties - Lav/Sink - Metal Escutcheons - Shallow CTS | | | | | | |
|  | 910-2 | 1/2" CTS (5/8" OD) | Chrome | 25 | 250 | \$0.36 |
| | 910-2PK2 | 1/2" CTS (5/8" OD), 2/bag | Chrome | 10 | 10 | \$1.22 |
| | 910-3 | 3/4" CTS (7/8" OD) | Chrome | 25 | 2000 | \$0.39 |
| | 910-3PK2 | 3/4" CTS (7/8" OD), 2/bag | Chrome | 10 | 10 | \$1.28 |
| | | | | | | |

| | ITEM NO | DESCRIPTION | FINISH | MIN QTY | CASE QTY | LIST PRICE |
|---|-------------|--------------------------|--------|---------|----------|------------|
| Specialties - Lav/Sink - Metal Escutcheons - Shallow IPS | | | | | | |
|  | 911-1 | 3/8" IPS | Chrome | 25 | 25 | \$0.44 |
| | 911-2 | 1/2" IPS | Chrome | 25 | 250 | \$0.45 |
| | 911-2PK2 | 1/2" IPS, 2/bag | Chrome | 10 | 10 | \$1.40 |
| | 911-3 | 3/4" IPS | Chrome | 25 | 250 | \$0.45 |
| | 911-3PK2 | 3/4" IPS, 2/bag | Chrome | 10 | 10 | \$1.40 |
| | 911-4 | 1" IPS | Chrome | 25 | 250 | \$0.52 |
| | 911-4PK2 | 1" IPS, 2/bag | Chrome | 10 | 10 | \$1.54 |
| | 911-6 | 1-1/2" IPS | Chrome | 25 | 250 | \$0.63 |
| | 911-6PK2 | 1-1/2" IPS, 1/bag | Chrome | 10 | 10 | \$1.13 |
| | 911-6D | 1-1/2" IPS Deluxe, 1/bag | Chrome | 25 | 250 | \$0.86 |
| | 911-7 | 2" IPS | Chrome | 25 | 250 | \$1.03 |
| | 911-7PK2 | 2" IPS, 1/bag | Chrome | 10 | 10 | \$1.53 |
| 911-701 | 2" IPS | Chrome | 1 | 100 | \$1.03 | |
| Specialties - Lav/Sink - Metal Escutcheons - Shallow Tubular | | | | | | |
|  | 923-1036C00 | 1-1/2" OD tubular | Chrome | 12 | 120 | \$0.54 |
| | | | | | | |
| | | | | | | |
| | | | | | | |
| | | | | | | |
| Specialties - Lav/Sink - Metal Escutcheons - Deep Box IPS | | | | | | |
|  | 923-2326C00 | 1-1/2" IPS | Chrome | 5 | 100 | \$2.02 |
| | | | | | | |
| | | | | | | |
| | | | | | | |
| | | | | | | |
| Specialties - Lav/Sink - Metal Escutcheons - Deep Box Tubular | | | | | | |
|  | 923-2335C00 | 1-1/4" OD tubular | Chrome | 5 | 100 | \$1.84 |
| | 923-2336C00 | 1-1/2" OD tubular | Chrome | 5 | 100 | \$1.57 |
| | | | | | | |
| | | | | | | |
| | | | | | | |
| Specialties - Lav/Sink - Metal Escutcheons - Deep Bell IPS | | | | | | |
|  | 923-2321C00 | 3/8" IPS | Chrome | 25 | 100 | \$2.09 |
| | 923-2322C00 | 1/2" IPS | Chrome | 25 | 100 | \$2.70 |
| | | | | | | |
| | | | | | | |
| | | | | | | |

Buying Guide

| | ITEM NO | DESCRIPTION | FINISH | MIN QTY | CASE QTY | LIST PRICE |
|---|-------------|---|--------|---------|----------|------------|
| Specialties - Lav/Sink - Metal Escutcheons - Deep Bell Tubular | | | | | | |
|  | 923-2435C00 | 1-1/4" OD tubular x 3" base | Chrome | 25 | 25 | \$1.84 |
| | 923-2436C00 | 1-1/2" OD tubular x 3" base | Chrome | 25 | 25 | \$2.02 |
| | | | | | | |
| | | | | | | |
| | | | | | | |
| Specialties - Lav/Sink - Metal Escutcheon - Brass Bell IPS | | | | | | |
|  | 923-2521C04 | 3/8" IPS, cast brass with set screw, 1/bag | Chrome | 1 | 200 | \$6.96 |
| | 923-2522C04 | 1/2" IPS, cast brass with set screw, 1/bag | Chrome | 1 | 200 | \$7.57 |
| | 923-2525C04 | 1-1/4" IPS, cast brass with set screw, 1/bag | Chrome | 1 | 200 | \$10.57 |
| | 923-2526C04 | 1-1/2" IPS, cast brass with set screw, 1/bag | Chrome | 1 | 200 | \$11.23 |
| | 923-2527C04 | 2" IPS, cast brass with set screw, 1/bag | Chrome | 1 | 200 | \$12.90 |
| | | | | | | |
| Specialties - Lav/Sink - Metal Escutcheon - Brass Bell Tubular | | | | | | |
|  | 923-2536C04 | 1-1/2" OD tubular, cast brass with set screw, 1/bag | Chrome | 1 | 200 | \$11.23 |
| | | | | | | |
| | | | | | | |
| | | | | | | |
| | | | | | | |
| Specialties - Lav/Sink - SnapOne - Poly CTS | | | | | | |
|  | 926-2WPK2 | 1/2" CTS (5/8" OD), 1/bag | White | 12 | 12 | \$1.43 |
| | 926-2W | 1/2" CTS (5/8" OD) | White | 12 | 120 | \$0.79 |
| | 926-3W | 3/4" CTS (7/8" OD) | White | 12 | 120 | \$0.83 |
| | 926-4W | 1" CTS (1-1/8" OD) | White | 12 | 120 | \$0.96 |
| | | | | | | |
| Specialties - Lav/Sink - SnapOne - Poly IPS | | | | | | |
|  | 927-2W | 1/2" IPS | White | 12 | 120 | \$0.82 |
| | 927-3W | 3/4" IPS | White | 12 | 120 | \$0.83 |
| | 927-4W | 1" IPS | White | 12 | 120 | \$0.95 |
| | 927-6W | 1-1/2" IPS | White | 12 | 120 | \$1.13 |
| | 927-7W | 2" IPS | White | 12 | 120 | \$1.12 |
| | 927-8W | 3" IPS | White | 12 | 120 | \$2.13 |
| | | | | | | |
| Specialties - Lav/Sink - SnapOne - Poly Chrome CTS | | | | | | |
|  | 926-2 | 1/2" CTS (5/8" OD), 1/bag | Chrome | 12 | 120 | \$1.18 |
| | 926-3 | 3/4" CTS (7/8" OD), 1/bag | Chrome | 12 | 120 | \$1.21 |
| | 926-4PK2 | 1" CTS (1-1/8" OD), 1/bag | Chrome | 12 | 12 | \$1.64 |
| | 926-4 | 1" CTS (1-1/8" OD), 1/bag | Chrome | 12 | 120 | \$1.33 |
| | | | | | | |

| | ITEM NO | DESCRIPTION | FINISH | MIN QTY | CASE QTY | LIST PRICE |
|---|--------------|---|--------|---------|----------|------------|
| Specialties - Lav/Sink - SnapOne - Poly Chrome IPS | | | | | | |
|  | 927-2PK2 | 1/2" IPS, 1/bag | Chrome | 12 | 12 | \$1.51 |
| | 927-2 | 1/2" IPS, 1/bag | Chrome | 12 | 120 | \$1.18 |
| | 927-3 | 3/4" IPS, 1/bag | Chrome | 12 | 120 | \$1.31 |
| | 927-3PK2 | 3/4" IPS, 1/bag | Chrome | 12 | 12 | \$1.73 |
| | 927-4PK2 | 1" IPS, 1/bag | Chrome | 12 | 12 | \$1.64 |
| | 927-4 | 1" IPS, 1/bag | Chrome | 12 | 120 | \$1.41 |
| | 927-5PK2 | 1-1/4" IPS, 1/bag | Chrome | 12 | 12 | \$2.37 |
| | 927-5 | 1-1/4" IPS, 1/bag | Chrome | 12 | 120 | \$1.90 |
| | 927-6PK2 | 1-1/2" IPS, 1/bag | Chrome | 12 | 12 | \$2.47 |
| | 927-6 | 1-1/2" IPS, 1/bag | Chrome | 12 | 120 | \$1.97 |
| | 927-7PK2 | 2" IPS, 1/bag | Chrome | 12 | 12 | \$2.76 |
| | 927-7 | 2" IPS, 1/bag | Chrome | 12 | 120 | \$2.19 |
| Specialties - Floor/Ceiling - Metal Escutcheon - CTS | | | | | | |
|  | 916-2 | 1/2" CTS (5/8" OD), 1/bag | Chrome | 12 | 120 | \$1.24 |
| | 923-1612C01 | 1/2" CTS (5/8" OD), 1/bag | Chrome | 12 | 12 | \$1.56 |
| | 916-3 | 3/4" CTS (7/8" OD) | Chrome | 12 | 120 | \$1.27 |
| | 916-3PK2 | 3/4" CTS (7/8" OD), 1/bag | Chrome | 12 | 12 | \$1.68 |
| | 916-4 | 1" CTS (1-1/8" OD) | Chrome | 12 | 120 | \$1.34 |
| | 923-1615C01 | 1-1/4" CTS (1-3/8" OD), 1/bag | Chrome | 12 | 12 | \$2.10 |
| | 923-1616C01 | 1-1/2" CTS (1-5/8" OD), 1/bag | Chrome | 12 | 12 | \$2.10 |
| Specialties - Floor/Ceiling - Metal Escutcheon - IPS | | | | | | |
|  | 917-2 | 1/2" IPS | Chrome | 12 | 120 | \$1.14 |
| | 917-2PK2 | 1/2" IPS, 1/bag | Chrome | 12 | 12 | \$1.33 |
| | 923-1622C01 | 1/2" IPS, 1/bag | Chrome | 12 | 12 | \$1.52 |
| | 917-3 | 3/4" IPS | Chrome | 12 | 120 | \$1.24 |
| | 917-3PK2 | 3/4" IPS, 1/bag | Chrome | 12 | 12 | \$1.52 |
| | 923-1623C01 | 3/4" IPS, 1/bag | Chrome | 12 | 12 | \$2.05 |
| | 917-4 | 1" IPS | Chrome | 12 | 120 | \$1.36 |
| | 917-4PK2 | 1" IPS, 1/bag | Chrome | 12 | 12 | \$1.68 |
| | 923-1624C01 | 1" IPS, 1/bag | Chrome | 12 | 12 | \$1.68 |
| | 917-5PK2 | 1-1/4" IPS, 1/bag | Chrome | 1 | 600 | \$2.10 |
| | 923-1625C01 | 1-1/4" IPS, 1/bag | Chrome | 12 | 12 | \$2.10 |
| | 917-6 | 1-1/2" IPS | Chrome | 12 | 120 | \$1.45 |
| | 923-1626C01 | 1-1/2" IPS, 1/bag | Chrome | 12 | 12 | \$1.71 |
| Specialties - Stub Out Sleeve Escutcheon | | | | | | |
|  | 923-2432CC00 | Deep bell flange for (11/16" OD) stubout sleeve, 1/bg | Chrome | 25 | 25 | \$1.39 |
| | | | | | | |
| | | | | | | |
| | | | | | | |
| | | | | | | |
| | | | | | | |
| Specialties - Lavatory Legs | | | | | | |
|  | 974-95650004 | Legs for china or iron basin, 2/box | Chrome | 1 | 12 | \$43.17 |
| | 974-95650304 | Legs for china basin only, 2/box | Chrome | 1 | 12 | \$40.54 |
| | | | | | | |
| | | | | | | |
| | | | | | | |
| | | | | | | |

Buying Guide

| | ITEM NO | DESCRIPTION | FINISH | MIN QTY | CASE QTY | LIST PRICE |
|---|--------------|---|---------|---------|----------|------------|
| Specialties - O-rings | | | | | | |
|  | 291-30380 | Buna-N o-rings, 150-piece kit | - | 1 | 10 | \$31.91 |
| | | | | | | |
| | | | | | | |
| | | | | | | |
| | | | | | | |
| Specialties - Aerators - Faucet | | | | | | |
|  | 290-21100 | Dual 15/16"-27 thread male x 55/64"-27 thread female, non-slotted | Chrome | 6 | 48 | \$2.97 |
| | 290-21104 | Small 13/16"-27 thread male, non-slotted | Chrome | 6 | 48 | \$3.33 |
| | 290-21110 | Aerator Adapter - Dual 15/16"-27 thread male x 55/64"-27 thread female x 3/4" MHT | Chrome | 5 | 250 | \$5.39 |
| | | | | | | |
| | | | | | | |
| Specialties - Supply Nuts | | | | | | |
|  | 290-202 | Faucet riser, PPSU, 1/2" FPT, 3-ear, 100/box | Black | 1 | 1 | \$66.61 |
| | 290-2021 | Toilet riser, polymer, 100/box | Natural | 1 | 1 | \$39.44 |
| | | | | | | |
| | | | | | | |
| | | | | | | |
| Specialties - Step Washer | | | | | | |
|  | 290-20480 | Deluxe lavatory washer 3/8" tall with brass friction ring | - | 50 | 500 | \$0.66 |
| | 290-20482 | Deluxe closet washer 7/16" tall with brass friction ring | - | 50 | 500 | \$0.66 |
| | | | | | | |
| | | | | | | |
| | | | | | | |
| Specialties - No-Putty Gaskets | | | | | | |
|  | 290-20320 | For kitchen sink & shower, 4-1/4" OD x 3-3/8" ID | - | 100 | 1000 | \$1.13 |
| | 290-20320PK2 | For kitchen sink & shower, 4-1/4" OD x 3-3/8" ID, 4/bag | - | 1 | 12 | \$4.55 |
| | 290-20322 | For kitchen hose spray, 2" OD x 1-1/2" ID | - | 100 | 1000 | \$0.88 |
| | 290-20322PK2 | For kitchen hose spray, 2" OD x 1-1/2" ID, 4/bag | - | 1 | 12 | \$3.81 |
| | 290-20324 | For bar sink & bathtub, 2-3/4" OD x 2" ID | - | 100 | 1000 | \$0.88 |
| | 290-20324PK2 | For bar sink & bathtub, 2-3/4" OD x 2" ID, 4/bag | - | 1 | 12 | \$3.81 |
| Specialties - Kitchen Hose Spray & Accessories | | | | | | |
|  | 242-10 | Spray head & hose kit with universal connection, 1/bag | Black | 1 | 10 | \$13.08 |
| | 242-20102 | Spray head & hose kit with universal connection, 1/bag | White | 1 | 10 | \$14.53 |
| | 242-25 | Universal spray head only, 1/bag | Black | 1 | 10 | \$6.51 |
| | 242-20 | Hose guide, plastic with polished stainless steel skirt, 1/bag | Black | 1 | 100 | \$2.27 |
| | 242-20116 | Hose guide, plastic with polished stainless steel skirt, 1/bag | White | 1 | 25 | \$2.71 |
| | | | | | | |

| | ITEM NO | DESCRIPTION | FINISH | MIN QTY | CASE QTY | LIST PRICE |
|---|-----------|--|--------|---------|----------|------------|
| Specialties - Faucet Hole Cover | | | | | | |
|  | 961-6 | Metal, 1-3/4" with toggle nut | Chrome | 25 | 25 | \$1.46 |
| | 961-7 | Metal, 2" Metal with wing nut | Chrome | 25 | 25 | \$1.87 |
| | 961-20155 | Plastic, 1-3/4" Plastic with O-Ring and wing nut | White | 1 | 25 | \$3.30 |
| | | | | | | |
| Specialties - Dishwasher Air Gap | | | | | | |
|  | 249-20135 | Economy air gap with poly cap, 1/2" inlet and 3/4" outlet, 1/bag | Chrome | 10 | 10 | \$4.86 |
| | 249 | Heavy-duty air gap with brass cap, 1/2" inlet and 3/4" outlet, 1/bag | Chrome | 1 | 25 | \$10.66 |
| | | | | | | |
| | | | | | | |
| Specialties - Anti-siphon Auto Vent | | | | | | |
|  | 239 | Trap vent ABS 1-1/2" MPT | - | 50 | 50 | \$3.11 |
| | 239PK2 | Trap vent ABS 1-1/2" MPT, 1/bag | - | 10 | 10 | \$6.09 |
| | | | | | | |
| | | | | | | |
| Specialties - Garbage Disposal Replacement Parts | | | | | | |
|  | 290-20185 | 1-1/2" x 7" disposal waste elbow | - | 1 | 12 | \$3.77 |
| | 290-20180 | Replacement In-Sink-Erator disposal elbow gasket only | - | 5 | 25 | \$0.85 |
| | | | | | | |
| | | | | | | |
| Specialties - Dishwasher Drain Connector | | | | | | |
|  | 902 | Black elastomer adapter with 2 stainless worm gear clamps, bagged | - | 50 | 50 | \$3.40 |
| | 90201 | Black elastomer adapter with quantity 4 nut & bolt clamps, bagged | - | 5 | 100 | \$3.07 |
| | | | | | | |
| | | | | | | |
| Specialties - Hose - Washer Disposal - EPDM | | | | | | |
|  | 905 | Dishwasher drain hose 5/8" ID x 50' coil, EZ dispenser box | - | 1 | 1 | \$75.84 |
| | 905-PK | Dishwasher drain hose 5/8" ID x 50' coil, EZ dispenser box | - | 50 | 50 | \$1.62 |
| | 906 | Dishwasher drain hose 7/8" ID x 50' coil, EZ dispenser box | - | 1 | 1 | \$121.14 |
| | 906-PK | Dishwasher drain hose 7/8" ID x 50' coil, EZ dispenser box | - | 50 | 50 | \$2.50 |
| | | | | | | |




Buying Guide

| | ITEM NO | DESCRIPTION | FINISH | MIN QTY | CASE QTY | LIST PRICE |
|---|-----------------|--|--------|---------|----------|------------|
| Specialties - Hose - Washer Disposal - Vinyl | | | | | | |
|  | 900-04258N00101 | Dishwasher drain hose 5/8" x 1" OD (3/16" wall), 10' coil | - | 10 | 10 | \$18.67 |
| | 900-04258N00505 | Dishwasher drain hose 5/8" x 1" OD (3/16" wall), 50' reel | - | 1 | 1 | \$77.78 |
| | 900-04338N00101 | Dishwasher drain hose 7/8" ID x 1-1/4" OD (3/16" wall), x 10' coil | - | 5 | 5 | \$24.89 |
| | 900-04338N00255 | Dishwasher drain hose 7/8" ID x 1-1/4" OD (3/16" wall), x 25' reel | - | 1 | 1 | \$57.04 |
| | | | | | | |
| Specialties - Hose Clamps - Easy Clamp | | | | | | |
|  | 906-0402 | 1/4" OD, 2/bag | - | 5 | 60 | \$1.62 |
| | 906-0502 | 5/16" OD, 2/bag | - | 5 | 60 | \$4.01 |
| | 906-0601 | 3/8" OD, 100/bag | - | 25 | 25 | \$15.82 |
| | 906-0602 | 3/8" OD, 2/bag | - | 5 | 60 | \$1.19 |
| | 906-0802 | 1/2" OD, 2/bag | - | 5 | 60 | \$1.06 |
| | 906-1001 | 5/8" OD, 100/bag | - | 25 | 25 | \$21.76 |
| | 906-1002 | 5/8" OD, 2/bag | - | 5 | 40 | \$1.23 |
| | 906-1202 | 3/4" OD, 2/bag | - | 10 | 120 | \$2.54 |
| | 906-1402 | 7/8" OD, 2/bag | - | 10 | 120 | \$1.75 |
| Specialties - Hose Clamps - Stainless Steel - 5/16" Wide | | | | | | |
|  | 905-050402 | 1/4" OD to 5/8" OD, 2/bag | - | 5 | 60 | \$1.51 |
| | 905-050602 | 5/16" OD to 7/8" OD, 2/bag | - | 5 | 60 | \$1.61 |
| | 905-050802 | 7/16" OD to 1" OD, 2/bag | - | 25 | 150 | \$2.11 |
| | 905-051202 | 9/16" OD to 1-1/4" OD, 2/bag | - | 25 | 150 | \$2.23 |
| | 905-052402 | 1" OD to 2" OD, 2/bag | - | 5 | 60 | \$1.99 |
| | 905-053602 | 1-3/4" OD TO 2-3/4" OD, 2/bag | - | 5 | 60 | \$1.87 |
| | 905-057202 | 3" OD to 5" OD, 2/bag | - | 10 | 60 | \$3.04 |
| | 905-058802 | 4" OD to 6" OD, 2/bag | - | 10 | 60 | \$3.25 |
| | 905-055602 | 3" OD to 4" OD, 2/bag | - | 2 | 25 | \$1.36 |
| Specialties - Hose Clamps - Stainless Steel - 1/2" Wide | | | | | | |
|  | 905-160601 | 5/16" OD to 7/8" OD, 1/bag | - | 10 | 120 | \$1.44 |
| | 905-160602 | 5/16" OD to 7/8" OD, 2/bag | - | 10 | 120 | \$3.04 |
| | 905-160802 | 7/16" OD to 1" OD, 2/bag | - | 10 | 120 | \$1.62 |
| | 905-161002 | 1/2" OD to 1-1/16" OD, 2/bag | - | 10 | 120 | \$1.52 |
| | 901-10 | 1/2" OD to 1-1/16" OD, 10/bag | - | 10 | 100 | \$1.13 |
| | 905-161202 | 9/16" OD to 1-1/4" OD, 2/bag | - | 10 | 120 | \$1.25 |
| | 901-12 | 11/16" to 1-1/4", 10/bag | - | 10 | 100 | \$1.25 |
| | 905-161602 | 11/16" OD to 1-1/2" OD, 2/bag | - | 10 | 120 | \$1.31 |
| | 901-16 | 11/16" OD to 1-1/2" OD, 10/bag | - | 10 | 100 | \$1.28 |
| | 905-162002 | 3/4" OD to 1-3/4" OD, 2/bag | - | 1 | 10 | \$1.59 |
| | 901-20 | 3/4" OD to 1-3/4" OD, 10/bag | - | 10 | 100 | \$1.29 |
| | 905-162402 | 1" OD to 2" OD, 2/bag | - | 1 | 10 | \$1.27 |
| | 901-24 | 1" OD to 2" OD, 10/bag | - | 10 | 100 | \$1.40 |
| | 901-28 | 1-1/4" OD to 2-1/4" OD, 10/bag | - | 10 | 100 | \$1.44 |
| | 905-163202 | 1-1/2" OD to 2-1/2" OD, 2/bag | - | 1 | 10 | \$1.14 |
| | 901-32 | 1-1/2" OD to 2-1/2" OD, 10/bag | - | 10 | 100 | \$1.48 |
| | 905-163602 | 1-3/4" OD to 2-3/4" OD, 2/bag | - | 1 | 10 | \$1.30 |
| | 905-164002 | 2" OD to 3" OD, 2/bag | - | 1 | 10 | \$1.30 |

| | ITEM NO | DESCRIPTION | FINISH | MIN QTY | CASE QTY | LIST PRICE |
|---|-----------|---|--------|---------|----------|------------|
| Specialties - Closet - Plumb Perfect Bolts | | | | | | |
|  | 425 | 2-1/2" bolts with open nut, bulk box | - | 100 | 100 | \$0.47 |
| | 425-PB | 2-1/2" bolts with open nut, 2/bag | - | 50 | 50 | \$1.01 |
| | 425-PBJ | 2-1/2" bolts with open nut, 2/bag, 50 bar-coded bags in a dispenser box | - | 1 | 1 | \$52.02 |
| | 427 | 3-1/2" bolts with open nut, bulk | - | 100 | 100 | \$0.56 |
| | 427-PB | 3-1/2" bolts with open nut, 2/bag | - | 50 | 50 | \$1.15 |
| | 427-PBJ | 3-1/2" bolts with open nut, 2/bag, 50 bar-coded bags in a dispenser box | - | 1 | 1 | \$63.86 |
| Specialties - Closet - Brass Bolts | | | | | | |
|  | 410-PB | 1/4" x 2-1/4" solid brass, 2/bag | - | 50 | 50 | \$1.73 |
| | 411-PB | 1/4" x 3-1/2" solid brass, 2/bag | - | 50 | 50 | \$2.30 |
| | 415-PB | 5/16" x 1-3/4" solid brass, 2/bag | - | 50 | 50 | \$2.25 |
| | 416-PB | 5/16" x 2-1/4" solid brass, 2/bag | - | 50 | 50 | \$2.68 |
| | 417 | 1/4" - 20", 7/16" hex nut, nickel-plated steel | - | 100 | 1000 | \$0.14 |
| | 418 | 5/16" - 18", 9/16" hex nut, nickel-plated steel | - | 100 | 1000 | \$0.24 |
| | 419 | 5/16" washer, nickel-plated steel | - | 100 | 5000 | \$0.16 |
| Specialties - Closet - Snap-It Brass Bolts | | | | | | |
|  | 412-PB | 1/4" x 2-1/4" solid brass, 2/bag | - | 50 | 50 | \$2.08 |
| | 414-PB | 5/16" x 2-1/4" solid brass, 2/bag | - | 50 | 50 | \$2.97 |
| | | | | | | |
| | | | | | | |
| Specialties - Closet - SmartCap Cover | | | | | | |
|  | 442-2W | Cap only, 2/bag | White | 1 | 25 | \$2.00 |
| | 442-2B | Cap only, 2/bag | Bone | 25 | 25 | \$2.30 |
| | 440-2W | Cap with 425-PB bolts, 2/bag | White | 1 | 25 | \$2.97 |
| | | | | | | |
| Specialties - Closet - Bolt Cover Cap | | | | | | |
|  | 490-11240 | Economy cap, 2/bag | White | 25 | 25 | \$1.35 |
| | | | | | | |
| | | | | | | |
| | | | | | | |
| Specialties - Closet - Wedgelt Shims | | | | | | |
|  | 460-10 | Stiff poly closet wedge, bulk | - | 100 | 1000 | \$0.28 |
| | 460-11300 | Stiff poly closet wedge | - | 1 | 10 | \$3.37 |
| | 460-10J | Stiff poly closet wedge, 10/bag, 20 bar-coded bags in a dispenser box | - | 1 | 1 | \$62.73 |
| | 460-20 | Soft PVC closet wedge, bulk | - | 100 | 1000 | \$0.38 |
| | 460-11310 | Soft PVC closet wedge, 10/bag | - | 1 | 10 | \$4.27 |
| | 460-20J | Soft PVC closet wedge, 10/bag, 20 bar-coded bags in a dispenser box | - | 1 | 1 | \$80.03 |

Buying Guide

| | ITEM NO | DESCRIPTION | FINISH | MIN QTY | CASE QTY | LIST PRICE |
|---|-----------|--|--------|---------|----------|------------|
| Specialties - Closet - Wax Bowl Gasket | | | | | | |
|  | 402-10 | Gasket with poly flange, 1/box | - | 24 | 24 | \$2.55 |
| | 402-410 | Gasket with poly flange, 410-PB 1/4" x 2-1/4" solid brass bolts & 2, 460-20 soft PVC wedges, 1/kit | - | 24 | 24 | \$4.40 |
| | 402-427 | Gasket with poly flange & 427-PB 3-1/2" bolts , 1/kit | - | 24 | 24 | \$4.25 |
| | 402-440 | Gasket with poly flange & 2, SmartCap only, 1/kit | - | 24 | 24 | \$6.57 |
| | | | | | | |
| Specialties - Closet - Waxless Bowl Gasket - Ring Type | | | | | | |
|  | 490-10540 | 5-3/8" OD x 3-3/8" ID x 9/16" high, sponge rubber | - | 10 | 10 | \$5.07 |
| | 490-10541 | 5-1/4" OD x 3-7/16" ID x 1/2" high, sponge rubber | - | 10 | 10 | \$4.28 |
| | 490-10542 | 5-3/8" OD x 3-1/2" ID x 3/4" high, sponge rubber | - | 10 | 10 | \$4.62 |
| | 490-10543 | 5-5/8" OD x 3-1/2" ID x 1" high, sponge rubber | - | 10 | 10 | \$5.42 |
| | | | | | | |
| Specialties - Closet - Waxless Bowl Gasket - Wide, Pre-Drilled | | | | | | |
|  | 490-10545 | 6-3/4" OD x 3-1/2" ID x 3/8" high, sponge rubber | - | 10 | 10 | \$4.60 |
| | 490-10546 | 6-3/4" OD x 3-1/2" ID x 9/16" high, sponge rubber | - | 10 | 10 | \$5.72 |
| | 490-10547 | 6-3/4" OD x 3-1/2" ID x 3/4" high, sponge rubber | - | 10 | 10 | \$6.35 |
| | 490-10548 | 6-3/4" OD x 3-1/2" ID x 1" high, sponge rubber | - | 10 | 10 | \$8.52 |
| | | | | | | |
| Specialties - Closet - Tank-To-Bowl - Kit | | | | | | |
|  | 490-10555 | Universal kit includes gasket and 2 tank-to-bowl bolts, 1/bag | - | 1 | 25 | \$8.38 |
| | 490-10560 | American Standard kit includes gasket and 2 bolts, 1/bag | - | 1 | 25 | \$8.38 |
| | 490-10565 | Gerber kit includes gasket and 2 bolts, 1/bag | - | 1 | 25 | \$8.38 |
| | 490-10570 | Kohler kit includes gasket and 3 bolts, 1/bag | - | 1 | 25 | \$11.09 |
| | 490-10572 | Kohler kit includes sponge rubber gasket and 3 bolts, 1/bag | - | 1 | 25 | \$11.74 |
| | 490-10575 | Eljer kit includes gasket and 2 bolts, 1/bag | - | 1 | 25 | \$8.38 |
| | 490-10585 | Mansfield kit includes gasket and 3 bolts, 1/bag | - | 1 | 25 | \$11.36 |
| Specialties - Closet - Tank-To-Bowl - Gasket Only | | | | | | |
|  | 490-10666 | Gerber | - | 25 | 25 | \$1.92 |
| | 490-10656 | Universal | - | 25 | 25 | \$1.42 |
| | 490-10661 | American Standard | - | 25 | 25 | \$1.77 |
| | 490-10673 | Kohler green | - | 25 | 25 | \$1.42 |
| | 490-10676 | Eljer | - | 25 | 25 | \$1.89 |
| | | | | | | |
| Specialties - Closet - Tank-To-Bowl - Bolt Set | | | | | | |
|  | 452-PB | 23/32" head, 2/bag | - | 50 | 50 | \$5.68 |
| | 490-10500 | Deluxe with 7/8" head, 2/bag | - | 1 | 50 | \$8.37 |
| | | | | | | |






| | ITEM NO | DESCRIPTION | FINISH | MIN QTY | CASE QTY | LIST PRICE |
|---|---------------|---|--------|---------|----------|------------|
| Specialties - Closet & Urinal - Spud Gasket | | | | | | |
|  | 490-11530 | 1" x 3/4" urinal spud gasket only | - | 5 | 25 | \$1.62 |
| | 490-11520 | 1-1/4" urinal spud gasket only | - | 5 | 25 | \$1.27 |
| | 490-11522 | 1-1/2" closet spud gasket only | - | 5 | 25 | \$1.30 |
| | | | | | | |
| Specialties - Closet & Urinal - Sloan Vacuum Breaker | | | | | | |
|  | 490-10700 | Sloan vacuum breaker kit | - | 1 | 12 | \$2.64 |
| | | | | | | |
| | | | | | | |
| | | | | | | |
| Specialties - Closet - Fill Valve - Governor | | | | | | |
|  | 490-1080M2KIT | Governor 80M2 adjustable toilet fill valve & flapper kit, 1/clamshell | - | 1 | 5 | \$38.59 |
| | | | | | | |
| | | | | | | |
| | | | | | | |
| Specialties - Closet - Fill Valve - Anti-Siphon Ballcock | | | | | | |
|  | 490-10465 | 8-1/2" Hoov-R-Line replacement | - | 1 | 12 | \$15.69 |
| | 490-10451 | Float ball poly bulk | - | 24 | 24 | \$1.69 |
| | | | | | | |
| Specialties - Closet - Plastic Flush Valve | | | | | | |
|  | 490-11150 | 8" with flapper | - | 1 | 12 | \$9.11 |
| | 490-11151 | 10" with flapper | - | 1 | 12 | \$9.41 |
| | 490-11152 | Universal gasket only for flush valve | - | 5 | 25 | \$2.24 |
| | | | | | | |


Buying Guide

| | ITEM NO | DESCRIPTION | FINISH | MIN QTY | CASE QTY | LIST PRICE |
|---|--|---|-------------------|---------|----------|------------|
| Specialties - Closet - Flappers & Gaskets | | | | | | |
|  | 490-10302 | American Standard flush valve disc, snap-on | - | 1 | 25 | \$4.94 |
| | 490-10312 | American Standard flush valve disc, screw-on | - | 1 | 25 | \$4.98 |
| | 490-10320 | American Standard flush valve seal | - | 1 | 50 | \$2.20 |
| | 490-10340 | Mansfield old style flush valve gasket | - | 1 | 25 | \$4.84 |
| | 490-10341 | Mansfield new style flush valve gasket | - | 1 | 25 | \$2.52 |
| | 490-10206 | Replacement 3" tank ball for Douglas flush valve | - | 1 | 25 | \$4.56 |
| | 490-10211 | Replacement tank ball for Eljer Touch-Flush | - | 1 | 50 | \$2.81 |
| | 490-10108 | Blue vinyl chemical resistant flapper with 9" stainless steel chain and hook | - | 1 | 25 | \$4.44 |
| | 490-10110 | Clear vinyl chemical resistant 3-way flapper with 9" stainless steel chain and hook | - | 1 | 25 | \$4.37 |
| | 490-10112 | Clear vinyl chemical resistant 1.6 GPF flapper with 4 orifices, 9" stainless steel chain and hook | - | 1 | 25 | \$7.88 |
| | 490-10115 | Kohler round replacement flapper with 8" stainless steel chain and hook for 1 PC toilets | - | 1 | 25 | \$5.90 |
| | 490-10117 | Kohler Rialto one-piece replacement flapper | - | 1 | 25 | \$5.90 |
| | 490-10120 | ABS flapper with TPR seal, replaces Kohler, American Standard and Coast. | - | 1 | 25 | \$5.86 |
| | 490-10121 | ABS new style 1.6 GPF flapper with TPR seal, replaces Kohler and Coast. | - | 1 | 25 | \$6.78 |
| 490-10122 | TPR Seal only for 490-10120 flapper, 1/bag | - | 1 | 25 | \$1.31 | |
| Specialties - Closet - Eljer Handle Kit | | | | | | |
|  | 490-10325 | Eljer Touch Flush tank ball and handle set | - | 1 | 12 | \$11.15 |
| | | | | | | |
| | | | | | | |
| | | | | | | |
| | | | | | | |
| | | | | | | |
| Specialties - Closet - Tank Handles | | | | | | |
|  | 490-11100 | Universal metal handle with die cast nut & cushion washer, 1/bag | Chrome | 1 | 25 | \$4.97 |
| | 490-11120 | Deluxe metal handle with brass nut & cushion washer, 1/bag | Chrome | 1 | 15 | \$9.82 |
| | 490-11140 | Mansfield ABS, 1/bag | Chrome | 1 | 12 | \$7.57 |
| | 490-11157 | American Standard ABS NEO mount, 1/bag | Chrome | 1 | 12 | \$7.19 |
| | 490-11159 | Eljer side mount with brass arm, 1/bag | Chrome | 1 | 12 | \$9.64 |
| | | | | | | |
| Specialties - Tub/Shower - SmartSpout - With Diverter | | | | | | |
|  | 972-36 | With shower diverter, 1/box | Chrome | 1 | 18 | \$26.36 |
| | 972-36SN | With shower diverter, 1/box | Satin Nickel | 1 | 18 | \$30.29 |
| | 972-36RB | With shower diverter, 1/box | Oil-Rubbed Bronze | 1 | 18 | \$30.29 |
| | 972-361PK2 | With shower diverter & adapter kit, 1/box | Chrome | 6 | 6 | \$34.57 |
| | 972-362PK2 | With shower diverter & adapter kit, 1/box | Satin Nickel | 6 | 6 | \$37.80 |
| | | | | | | |

| | ITEM NO | DESCRIPTION | FINISH | MIN QTY | CASE QTY | LIST PRICE |
|---|------------|--|-------------------|---------|----------|------------|
| Specialties - Tub/Shower - SmartSpout - Non-Diverter | | | | | | |
|  | 972-32 | Non-diverter, 1/box | Chrome | 1 | 18 | \$20.16 |
| | 972-32SN | Non-diverter, 1/box | Satin Nickel | 1 | 18 | \$22.80 |
| | 972-32RB | Non-diverter, 1/box | Oil-Rubbed Bronze | 1 | 18 | \$22.80 |
| | 972-321PK2 | Non-diverter & adapter kit, 1/clamshell | Chrome | 6 | 6 | \$28.36 |
| | 972-322PK2 | Non-diverter & adapter kit, 1/clamshell | Satin Nickel | 6 | 6 | \$30.91 |
| | | | | | | |
| Specialties - Tub/Shower - SmartSpout - Adapter | | | | | | |
|  | 972-3RAKIT | 1/2" CTS extension kit | - | 1 | 10 | \$7.47 |
| | 972-3RA | 1/2" CTS extension only, 5/bag | - | 1 | 10 | \$12.17 |
| | | | | | | |
| | | | | | | |
| Specialties - Tub/Shower - Tub Spout - With Front Diverter | | | | | | |
|  | 972-15 | 1/2" FIP at nose, 1/box | Chrome | 1 | 50 | \$17.45 |
| | 972-35 | 5/8" OD slip connect with 1-3/8" adjustment, 1/box | Chrome | 1 | 50 | \$22.11 |
| | | | | | | |
| Specialties - Tub/Shower - Tub Spout - Non-Diverter | | | | | | |
|  | 972-10 | 1/2" FIP at nose chrome, 1/box | Chrome | 1 | 50 | \$9.78 |
| | 972-20 | 3/4" FIP connection at nose (with 3/4"x 1/2" bushing), 1/box | Chrome | 1 | 50 | \$9.61 |
| | 972-30 | 5/8" OD slip connect with 1-3/8" adjustment, 1/box | Chrome | 1 | 50 | \$17.31 |
| | | | | | | |
| Specialties - Tub/Shower - Tub Spout Escutcheon | | | | | | |
|  | 972-100 | Brass escutcheon with foam gasket, 1/bag | Chrome | 1 | 12 | \$11.32 |
| | | | | | | |
| | | | | | | |
| Specialties - Tub/Shower - DrySeal Pipe Collar | | | | | | |
|  | 928-2 | 1/2" CTS | - | 50 | 500 | \$0.25 |
| | 928-2PK2 | 1/2" CTS, 10/bag | - | 25 | 25 | \$3.31 |
| | 928-3 | 3/4" CTS | - | 50 | 500 | \$0.25 |
| | 928-125 | 1/2" shower arm | - | 50 | 500 | \$0.25 |
| | 928-125PK2 | 1/2" shower arm, 10/bag | - | 25 | 25 | \$3.31 |
| | 928-12 | 1/2" IPS | - | 50 | 500 | \$0.25 |
| | 928-12PK2 | 1/2" IPS, 10/bag | - | 25 | 25 | \$3.31 |
| | 928-13 | 3/4" IPS | - | 50 | 50 | \$0.25 |

Buying Guide

| | ITEM NO | DESCRIPTION | FINISH | MIN QTY | CASE QTY | LIST PRICE |
|---|---------------|--|-------------------|---------|----------|------------|
| Specialties - Tub/Shower - Shower WallNut | | | | | | |
|  | 616-02C | Shower arm adapter, 1/bag | Chrome | 25 | 25 | \$6.16 |
| | 616-02P | Shower arm adapter, 1/bag | Polished Brass | 25 | 25 | \$8.19 |
| | 616-02RB | Shower arm adapter, 1/bag | Oil-Rubbed Bronze | 1 | 25 | \$20.44 |
| | 616-02SN | Shower arm adapter, 1/bag | Satin Nickel | 1 | 25 | \$19.02 |
| | 616-02W | Shower arm adapter, 1/bag | White | 25 | 25 | \$8.19 |
| | 307-625 | Shower arm installation tool | - | 1 | 6 | \$8.99 |
| | 307-616 | Shower WallNut removal tool | - | 1 | 10 | \$19.34 |
| Specialties - Shower - Arm | | | | | | |
|  | 974-60306 | 6" brass shower arm | Chrome | 1 | 25 | \$7.79 |
| | 974-60308 | 8" brass shower arm | Chrome | 1 | 25 | \$8.96 |
| | | | | | | |
| Specialties - Shower - 'S' Arm | | | | | | |
|  | 974-60315 | 10" S-pattern shower arm | Chrome | 1 | 10 | \$33.73 |
| | | | | | | |
| | | | | | | |
| | | | | | | |
| | | | | | | |
| Specialties - Shower - Head | | | | | | |
|  | 974-60300 | 1-3/4" face with adjustable spray, 1/box | Chrome | 1 | 6 | \$34.81 |
| | | | | | | |
| | | | | | | |
| | | | | | | |
| | | | | | | |
| Specialties - Shower - Add-A-Shower | | | | | | |
|  | 974-68000304 | Spout type , 1/box | Chrome | 1 | 1 | \$115.10 |
| | 974-68100304 | Bath cock type 1/box | Chrome | 1 | 1 | \$176.26 |
| | 974-68200301 | Bath cock type with curtain ring, 1/box | Chrome | 1 | 4 | \$241.56 |
| | 974-686003C04 | Diverter bath cock only, 1/box | Chrome | 1 | 24 | \$93.37 |
| | | | | | | |

| | ITEM NO | DESCRIPTION | FINISH | MIN QTY | CASE QTY | LIST PRICE |
|---|----------------|--|-------------------|---------|----------|------------|
| Specialties - Shower - Add-A-Rod™ | | | | | | |
|  | 974-660303L04 | 5' aluminum shower rod less flanges | Polished Aluminum | 50 | 50 | \$6.83 |
| | 974-662303L04 | 6' aluminum shower rod less flanges | Polished Aluminum | 50 | 50 | \$9.41 |
| | 974-85020300 | Shower rod flange with screws, 1" regular 2/bag | Chrome | 25 | 25 | \$4.49 |
| | 974-85033201 | Jiffy adjustable flange for shower rods ABS, 2/bag | Chrome | 1 | 100 | \$1.76 |
| | 974-6633032H04 | Corner aluminum shower rod with support & flanges, 1/box | Polished Aluminum | 1 | 1 | \$60.00 |
| | 974-668303BH | "D" aluminum shower rod with support, 1/box | Polished Aluminum | 1 | 1 | \$70.14 |
| | 974-84410301 | Shower rod ceiling flange only, chrome, 1/bag | Chrome | 1 | 50 | \$10.35 |
| | 974-84416350 | Shower rod ceiling support 16" complete, 1/bag | Chrome | 1 | 50 | \$21.23 |
| | 974-84424350 | Shower rod ceiling support 24" complete, 1/bag | Chrome | 1 | 50 | \$25.12 |

TAKE THE FIELD.

Last Revision: 6/18/2020

www.siouxchief.com

14940 Thunderbird Road
Kansas City, MO 64147
P 1.800.821.3944
F 1.800.758.5950

